

1993 - 94

Australian Deaf Games
Adelaide, South Australia

AUSTRALIAN DEAF GOLF ASSOCIATION CHAMPIONSHIP

7th

FOURSOME TEAMS & PAIRS CHAMPIONSHIP

Thursday 20 December 1993

36 Holes, at Flagstaff Golf Club, course par 72
and

9th

STATE TEAMS & INDIVIDUAL CHAMPIONSHIP

3 - 6 January 1994

at

Mount Osmond Golf Club, course par 70

STATE TEAMS LIST

<u>New South Wales</u>	<u>Queensland</u>	<u>Western Australia</u>	<u>Victoria</u>	<u>South Australia</u>
C.Douglas (Capt)	W. Parsons (Capt)	K.Read (Capt)	P.Bourke (Capt)	G.Schenke (Capt)
P.Hammond	W.Witalik	T. Klimek	B. Hynes	D.Smith
B.Lindner	K. Hayden	G.Strachan	B.Sanderson	D.Cresdee
C.Cooper	R. Hayden	H.Elson	B.Gibson	N.Heinrich
D.Hanagan	P.Burrowes	P.Maclean	R.Reid	A.Stanford
G.Dwyer	D.Casanovas	P.Blockey	R.Bull	G.Kerridge
D.Muggleton (Res)				
T.Robson (Res)	D.Hayden (Lady)			J.Symons (Lady)

INDIVIDUAL ENTRIES

Australia Capital Territory

B.Hatchard

Tasmania

P.Malm

9th Australian Deaf Golf Championship, Adelaide 1994

New South Wales Team



From left: P. Hammond, C. Douglas, B. Lindner, D. Hanagan, T. Robson & C. Cooper.

Western Australia Team



From Left: P. Blockey, K. Read, H. Elson, G. Strachan, T. Klimek & P. Maclean.

9th Australian Deaf Golf Championship, Adelaide 1994

Queensland Team



From left: K.Hayden, W. Parsons, W. Witalik, D. Casanovas & P. Burrowes, Absent: R. Hayden.

Victoria Team



From Left: R. Bull, R. Reid, P. Bourke, W.Hately, B. Sanderson, B. Hynes & B. Gibson.

7TH FOURSOME PAIRS CHAMPIONSHIP

at

Flagstaff Golf Club, Adelaide, South Australia

30th December 1993

36 HOLES GROSS RESULT

Pl.	Name	State	1st Round	2nd Round	Total
1.	T. Klimek & G. Strachan	WA	89	84	173
2.	P. Hammond & C. Douglas	NSW	86	89	175
3.	W. Parsons & K. Hayden	QLD	95	86	181
4.	C. Cooper & D. Hamager	NSW	98	101	199
5.	G. Schenke & G. Kerridge	SA	98	105	203
6.	W. Witalik & R. Hayden	QLD	102	108	210
7.	D. Muggleton & C. Dwyer	NSW	107	115	222
8.	P. Burrowes & D. Hayden	QLD	119	114	233
9.	P. MacLean & P. Blockey	WA	125	114	239
10.	W. Hately & R. Bull	VIC	120	124	244
11.	N. Henrich & D. Cresdee	SA	139	143	282
--	P. Bourke & B. Sandersson	VIC	81	---	81
--	K. Read & H. Elson	WA	105	---	105
--	T. Robson & B. Lindner	NSW	106	---	106
--	B. Hatchard & P. Malm	ACT/TAS	---	---	Absent

Winner

1st Round	P. Hammond & C. Douglas	NSW	— 86
2nd Round	T. Klimek & G. Strachan	WA	— 84
36 Holes	T. Klimek & G. Strachan	WA	— 173

Runner-Up

T. Klimek & G. Strachan	WA	— 89
W. Parsons & K. Hayden	QLD	— 86
P. Hammond & C. Douglas	NSW	— 175

36 HOLES NETT RESULT

Pl.	Name	State	H'cap	1st Round	2nd Round	Total
1.	P. Hammond & C. Douglas	NSW	11½	74½	77½	152
2.	T. Klimek & G. Strachan	WA	10	79	74	153
3.	C. Cooper & D. Hanagan	NSW	20	78	81	159
4.	W. Parsons & K. Hayden	QLD	9	86	77	163
5.	G. Schenke & G. Kerridge	SA	21	81	88	169
6.	D. Muggleton & G. Dwyer	NSW	25½	81½	90½	172
6.	P. Burrowes & D. Hayden	QLD	25½	83½	88½	172
7.	R. Hayden & W. Witalik	QLD	14	88	94	182
8.	P. MacLean & P. Blockey	WA	27½	97½	86½	184
9.	W. Hately & R. Bull	VIC	26½	93½	97½	191
10.	N. Heinrich & D. Cresdee	SA	27	112	116	228
--	P. Bourke & B. Sanderson	VIC	6	75	---	75
--	T. Ronson & B. Lindner	NSW	20	85	---	85
--	K. Read & H. Elson	WA	22½	82½	---	82½
--	B. Hatchard & P. Malm	ACT/TAS	12	--	--	Absent

Winner

1st Round	P. Hammond & C. Douglas	NSW	— 74½
2nd Round	T. Klimek & G. Strachan	WA	— 74

Runner-Up

C. Cooper & P. Hanagan	NSW	— 78
W. Parsons & K. Hayden	QLD	— 77

36 Holes P. Hammond & C. Douglas NSW — 152 T. Klimek & G. Strachan WA — 153

7TH FOURSOME STATE TEAMS CHAMPIONSHIP

36 Holes for the "W. J. ENGEL" Shield

at

Flagstaff Golf Club, Adelaide, South Australia

30th December 1993

<u>Queensland team:-</u>	<u>Round 1</u>	<u>Round 2</u>	<u>36 Holes</u>
	<u>Gross</u>	<u>Gross</u>	<u>Nett</u>
W. Parsons & K. Hayden	95	86	163
W. Witalik & R. Hayden	102	108	182
P. Burrows & D. Hayden	119	114	172
Gross Total - 2 Best Pairs		391	

New South Wales Team:-

P. Hammond & C. Douglas	86	89	152
T. Robson & B. Lindner	106	----	----
C. Cooper & D. Hanager	98	101	159
D. Muggleton & C. Dwyer	107	115	175
Gross Total - 2 Best Pairs		374	

Western Australia Team:-

T. Klimek & G. Strachan	89	84	153
K. Read & H. Elson	105	----	----
P. Maclean & P. Blockey	125	114	184
Gross Total - 2 Best Pairs		392	

Victoria Team:-

P. Bourke & B. Sanderson	81	---	
W. Hately & R. Bull	120	124	191
Gross Total - 2 Best Pairs		-----	

South Australia Team

G. Schenke & G. Kerridge	98	105	169
N. Henrich & D. Cresdee	139	143	228
Gross Total - 2 Best Pairs		485	

STATE TEAMS RESULT

Winner	New South Wales	374
Second	Queensland	391
Third	Western Australia	392
Fourth	South Australia	485
Fifth	Victoria	---

9th AUSTRALIAN DEAF INDIVIDUAL CHAMPIONSHIP

72 Holes for the "S.A. Jones" Trophy
at Mount Osmond Golf Club, course par 70
3 - 6 January 1994

GROSS RESULT

<u>Pl.</u>	<u>Name</u>	<u>State</u>	<u>1st Round</u>	<u>2nd Round</u>	<u>3rd Round</u>	<u>4th Round</u>	<u>Total</u>
1.	B. Sanderson	VIC	76	78	84	85	323
2.	P. Hammond	NSW	81	80	86	92	339
3.	P. Bourke	VIC	86	86	86	83	341
4.	T. Klimek	WA	87	88	84	83	342
5.	W. Parsons	QLD	84	85	93	81	343
6.	B. Hatchard	ACT	87	86	95	90	358
7.	G. Strachan	WA	93	89	91	86	359
8.	C. Douglas	NSW	91	88	98	91	368
9.	R. Reid	VIC	89	86	98	96	369
10.	G. Schenke	SA	91	93	93	94	371
11.	C. Cooper	NSW	93	98	95	92	378
12.	K. Hayden	QLD	90	101	95	94	380
13.	B. Hynes	VIC	95	91	96	99	381
14.	W. Witalik	QLD	102	92	102	95	391
15.	B. Gibson	VIC	95	103	94	99	391
16.	D. Hanagan	NSW	101	97	108	101	407
17.	K. Read	WA	106	102	101	104	413
18.	G. Kerridge	SA	104	102	99	113	418
19.	G. Dwyer	NSW	114	99	102	104	419
20.	B. Lindner	NSW	101	114	101	109	425
21.	R. Hayden	QLD	104	107	104	113	428
22.	P. Burrowes	QLD	110	108	105	117	440
23.	H. Elson	WA	104	105	119	116	444
24.	P. Blockey	WA	116	112	106	112	446
25.	D. Muggleton	NSW	109	108	110	122	449
26.	R. Bull	VIC	113	123	101	117	454
27.	P. MacLean	WA	121	117	129	116	483
28.	N. Heinrich	SA	183	173	142	157	555
--	D. Casanovas	QLD	89	111	105	--	305
--	P. Malm	TAS	91	96	96	--	283
--	A. Stanford	SA	97	--	99	--	196
--	T. Robson	NSW	--	97	109	--	206
--	D. Cresdee	SA	141	--	122	--	263
--	D. Smith	SA	112	--	--	--	112
--	W. Hately	VIC	--	--	--	--	Retired

Ladies 54 Holes:-

1.	D. Hayden	QLD	104	120	111	335
2.	J. Symons	SA	129	144	136	419

72 HOLES RESULT

	<u>Winner</u>		<u>Runner-Up</u>	
1st Round	B. Sanderson (VIC)	76	P. Hammond (NSW)	81
2nd Round	B. Sanderson (VIC)	78	P. Hammond (NSW)	80
3rd Round	B. Sanderson (VIC)	84	T. Klimek (WA)	84
Final Round	W. Parsons (QLD)	81	P. Bourke (VIC)	81
72 Holes	B. Sanderson (VIC)	323	P. Hammond (NSW)	339

9TH AUSTRALIAN DEAF INDIVIDUAL CHAMPIONSHIP

72 Holes for the "S.A. Jones" Trophy
at Mount Osmond Golf Club, course par 70

NETT RESULT

Pl.	Name	State	H'cap	1st Round	2nd Round	3rd Round	4th Round	Total
1.	B. Sanderson	VIC	6	70	72	78	79	299
2.	T. Klimek	WA	9	78	79	75	74	306
3.	G. Schenke	SA	16	75	77	77	78	307
4.	R. Reid	VIC	15	74	71	83	81	309
5.	G. Dwyer	NSW	27	87	72	75	77	311
6.	P. Hammond	NSW	7	74	73	79	85	311
7.	G. Strachan	WA	11	82	78	80	75	315
8.	D. Hanagan	NSW	23	78	74	85	78	315
9.	P. Bourke	VIC	6	80	80	80	77	317
10	B. Hatchard	ACT	9	78	77	86	81	322
11	G. Kerridge	SA	24	80	78	75	89	322
12	W. Parsons	QLD	5	79	80	88	76	323
13	C. Douglas	NSW	11	80	77	87	80	324
14	B. Hynes	VIC	14	81	77	82	85	325
15	C. Cooper	NSW	15	80	85	82	79	326
16	B. Gibson	VIC	16	79	87	78	83	327
17	K. Hayden	QLD	13	77	88	82	81	328
18	K. Read	WA	21	85	81	80	83	329
19	P. Burrowes	QLD	27	83	81	78	90	332
20	B. Lindner	NSW	22	80	92	79	87	338
21	P. Blockey	WA	27	89	95	79	85	348
22	H. Elson	WA	24	80	81	95	92	348
23	R. Bull	VIC	26	87	97	75	91	350
24	W. Witalik	QLD	10	92	82	92	85	351
25	D. Muggleton	NSW	24	85	84	86	98	353
26	R. Hayden	QLD	18	86	89	86	95	356
27	P. MacLean	WA	27	94	90	102	89	375
28	N. Heinrich	SA	27	156	146	115	130	447
--	P. Malm	TAS	15	76	81	81	--	238
--	D. Casanovas	QLD	18	71	93	87	--	251
--	T. Robson	NSW	20	--	77	89	--	166
--	A. Stanford	SA	14	83	--	85	--	168
--	D. Cresdee	SA	27	114	---	95	--	209
--	D. Smith	SA	20	92	--	--	--	92
--	W. Hately	VIC	27	--	--	--	--	Retired

Ladies 54 Holes:-

1.	D. Hayden (Ladies)	QLD	24	80	96	87	263
2.	J. Sumons	SA	35	94	109	101	304

72 HOLES RESULT

	<u>Winner</u>		<u>Runner-Up</u>	
1st Round	D. Casanovas (QLD)	71	R. Reid (VIC)	74
2nd Round	R. Reid (VIC)	71	G. Dwyer (NSW)	72
3rd Round	R. Bull (VIC)	75	G. Kerridge (SA)	75
Final Round	T. Klimek (WA)	74	G. Strachan (WA)	75
72 Holes	B. Sanderson (VIC)	299	T. Klimek (WA)	306

9TH AUSTRALIAN DEAF CHAMPIONSHIP

Daily Result

	<u>1st Round</u>	<u>2nd Round</u>	<u>3rd Round</u>	<u>4th Round</u>
Gross Winner :-	B. Sanderson	B. Sanderson	B. Sanderson	W. Parsons
Runner-Up :-	P. Hammond	P. Hammond	T. Klimek	P. Bourke
Nett Winner :-	D. Casanovas	R. Reid	R. Bull	T. Klimek
Runner-Up :-	R. Reid	G. Dwyer	G. Kerridge	G. Strachan
Longest Drive Winner :-	B. Hatchard	W. Parsons	W. Parsons	B. Sanderson
Nearest Pins - 2nd Hole :-	W. Parsons	P. Hammond	C. Cooper	P. Blockey
4th Hole :-	B. Sanderson	D. Muggleton	K. Read	B. Sanderson
7th Hole :-	D. Muggleton	P. Hammond	D. Muggleton	B. Hatchard
12th Hole :-	P. Maclean	B. Sanderson	P. Hammond	T. Klimek
16th Hole :-	K. Read	P. Hammond	T. Klimek	K. Hayden
Pitch / Putts - Winner :-	B. Sanderson	P. Hammond	P. Bourke	P. Bourke
Runner-Up :-	P. Maclean	K. Read	W. Witalik	W. Witalik
Others - Eagle :-		W. Parsons 3rd		

MISCELLANEOUS RESULT

Points for the "ALAN BALDWIN" Memorial Trophy

Players	State	Pitch / Putts					Longest Drive					Nearest Pins				To.				
		1	2	3	4	To.	1	2	3	4	To.	1	2	3	4					
H. Elson	WA	34	36	37	32	139														
K. Read	WA	32	27	33	34	126				1	1		1	5						6
P. Maclean	WA	29	40	38	33	140								1						1
T. Klimek	WA	31	31	30	30	122								6	3					9
G. Strachan	WA	31	29	33	26	119	1		1		2		1	1	1					3
P. Blockey	WA	37	36	36	36	145													4	4
W. Witalik	QLD	36	33	30	31	130				1	1			1						1
P. Burrowes	QLD	32	35	32	34	133							1							1
R. Hayden	QLD	36	34	36	36	142														
K. Hayden	QLD	33	28	33	30	124	1	1	1		3	3		2	5					10
D. Casanovas	QLD	34	33	33	—	—						1	1							2
W. Parsons	QLD	32	32	38	30	132	1	2	2		5		1		1					2
B. Hynes	VIC	33	33	33	34	133		1			1		3	1						4
P. Bourke	VIC	35	28	29	29	121	1				1			2						2
B. Gibson	VIC	34	34	35	30	133														
B. Sanderson	VIC	24	31	33	32	120				2	2	3	3		1					7
R. Bull	VIC	—	—	—	—	—														
R. Reid	VIC	30	30	34	31	125							1	1						2
C. Cooper	NSW	32	29	30	33	124								1	1					2
D. Muggleton	NSW	36	31	36	40	143						3	4	1						8
C. Douglas	NSW	30	31	36	33	130							4							4
P. Hammond	NSW	32	25	31	34	122			1		1	1	9	1						11
B. Lindner	NSW	—	38	—	—	—														
G. Dwyer	NSW	36	32	33	38	139				1	1									
D. Hanager	NSW	33	36	41	33	143														
B. Hatchard	ACT	30	28	32	36	126	2				2									
P. Malm	TAS	29	31	34	—	—						2								2

	<u>Pitch/Putts</u>	<u>Longest Drive</u>	<u>Nearest Pins</u>
Winner:-	Greg Strachan	Wayne Parsons	Paul Hammond
Runner up:-	Brian Sanderson	Kevin Hayden	Kevin Hayden

9TH AUSTRALIAN DEAF CHAMPIONSHIP

Points for the "ALAN BALDWIN" Memorial Trophy

MISCELLANEOUS RESULT

Players	H'C	Foursome			Daily Gross				72	Daily Nett				Misc			T	Pl	
		T	G	N	R1	R2	R3	R4	T	R1	R2	R3	R4	NP	LD	P			
WA																			
H. Elson	24																		
K. Read	21											2		1	3				
P. Maclean	27	3							2									97	3rd
T. Klimek	9		6	5	2	2	6	5		1		6	6						
G. Strachan	11										1	2	5						
P. Blockey	27											3							
QLD																			
W. Witalik	10		1				1								3				
P. Burrowes	27			1	1							4							
R. Hayden	18	4	1						3									81	4th
K. Hayden	13		4	3	4	4	3	6		2		1		5	5	2			
D. Casanovas	18									5									
W. Parsons	5		4	3									4		6				
VIC																			
B. Hynes	14										2	1			3				
P. Bourke	6				3	3	5	5				2	3		3	4			
B. Gibson	16						2		5			4						115	2nd
R. Reid	15				1	3				4	6					1			
B. Sanderson	6				6	6	6	4		6	5	4	1	2	4	5			
R. Bull	26											6							
NSW																			
C. Douglas	11		5	6		2		2			2								
P. Hammond	7		5	6	5	5	5	1		4	4	3		6	3	3			
B. Lindner	21											3							
C. Cooper	13	5	3	4			1	1	4			1	1			2		132	1st
D. Hanagan	23		3	4						1	3		2						
G. Dwyer	27			1						5	5	6	3		3				
D. Muggleton	24			1										3					
SA																			
G. Schenke	16		2	2			3			3	2	5	2						
G. Kerridge	24		2	2							1	6							
D. Smith	27	2							1									43	5th
D. Cresdee	24																		
N. Heinrich	27																		
A. Stanford	27																		

"ALAN BALDWIN" MEMORIAL TROPHY"

Position	States	Total
Winner:-	New South Wales	132
Runner up:-	Victoria	115
Third:-	Western Australia	97
Fourth:-	Queensland	81
Fifth:-	South Australia	43

Sponsored by


BRIDGESTONE

LOCAL RULES

To be read in conjunction with the Rules of Golf

- PLUGGED BALL, TYRE MARKS:** A plugged ball, or a ball lying in a powered vehicle tyre mark through the green, may be lifted, cleaned and dropped without penalty.
- DRAINS AND PATHS:** All drains, drain outlets, made footpaths, and the whole of the roadway on the right hand side of the 18th are G.U.R.
- BOUNDARY FENCES:** A ball near or touching a boundary fence but still in play may be lifted and placed within two club lengths no nearer hole — penalty one stroke.
- RESERVOIR:** The reservoir is a lateral water hazard on the 7th hole and a water hazard on the 8th hole.
- IMMOVABLE OBSTRUCTIONS:** All internal fences, retaining walls, seats, sandboxes, buildings, watering installations including made watering reservoirs around the base of a tree, sprinklers and hoses are immovable obstructions. Relief may be claimed under Rule 24.2.
- HOSES AND ABOVE GROUND SPRINKLERS:** A ball striking a hose or sprinkler on the fairway of the hole being played may be replaced without penalty.
- PREFERRED LIES:** When the temporary local rule applies: after having its original position marked, a ball lying on the fairway being played, may be lifted, cleaned and placed either by hand or clubhead within 6 inches of the position where the ball originally lay, not nearer the hole.
- TREES:** If a staked tree or a staked shrub interferes with a player's stance or the area of his intended swing, the player must take relief as provided in Rule 24-2b (1).

Distance markers are 150 metres to centre of green.



MOUNTAIN COUNTRY GOLF CLUB

STARTING TIME.....

GRADE	SCORE
-------	-------

PLAYER 1 _____ HANDICAP _____
 PLAYER 2 _____ HANDICAP _____

MEN			PLAYER		PLAYER		WOMEN			
Metres	Index	Par	1	2	Holes	1	2	Par	Index	Metres
379	4	4			1			5	10	370
168	7	3			2			3	13	147
434	15	5			3			5	6	403
170	11	3			4			3	11	150
328	8	4			5			4	4	314
448	13	5			6			5	8	364
171	9	3			7			3	18	126
380	2	4			8			4	2	355
248	17	4			9			4	15	238
2726	Out	35			OUT			36	Out	2467

302	16	4			10			4	7	295
390	3	4			11			5	12	379
150	14	3			12			3	14	142
484	6	5			13			5	1	475
419	1	4			14			5	3	401
349	10	4			15			4	5	345
109	18	3			16			3	17	106
318	12	4			17			4	9	240
390	5	4			18			5	16	385
2911	In	35			In			38	In	2768
2726	Out	35			Out			36	Out	2467
5637	Total	70			Total			74	Total	5235
A.C.R.					Hcap					
69.4					Net					
		C.C.R.								

Player Signature _____ Visitors Club _____
 Marker Signature _____ Date _____

9TH AUSTRALIAN DEAF TEAMS CHAMPIONSHIP

72 Holes for the "A. Levitzke" Shield
at Mount Osmond Golf Club, course par 70

72 HOLES TEAMS RESULT

<u>New South Wales Team</u>	<u>1st Round</u>	<u>2nd Round</u>	<u>3rd Round</u>	<u>4th Round</u>	
C. Douglas	91	88	98	91	
C. Cooper	93	98	95	92	
P. Hammond	81	80	86	92	
B. Lindner	101	114	101	109	
G. Dwyer	114	99	102	104	
D. Hanagan	101	97	108	101	
4 Best out of 6 - Total	366	363	380	376	1489
<u>South Australian Team</u>					
G. Schenke	91	93	93	94	
G. Kerridge	104	102	99	113	
D. Smith	112	---	---	---	
D. Cresdee	141	---	122	---	
N. Heinrich	183	173	142	157	
J. Symons	129	144	136	---	
A. Stanford	97	---	99	---	
4 Best out of 6 - Total	404	512	413	---	---
<u>Queensland Team</u>					
W. Parsons	84	85	93	81	
W. Witalik	102	92	102	95	
P. Burrowes	110	108	105	117	
R. Hayden	104	107	104	113	
D. Casanovas	89	111	105	---	
K. Hayden	90	101	95	94	
4 Best out of 6 - Total	365	385	394	383	1527
<u>Western Australia Team</u>					
K. Read	106	102	101	104	
T. Klimek	87	88	84	83	
G. Strachan	93	89	91	86	
H. Elson	104	105	119	116	
P. Blockey	116	112	106	112	
P. MacLean	121	117	129	116	
4 Best out of 6 - Total	390	384	382	385	1541
<u>Victoria Team</u>					
P. Bourke	86	86	86	83	
B. Hynes	95	91	96	99	
R. Bull	113	123	101	117	
B. Gibson	95	103	94	99	
R. Reid	89	86	98	96	
B. Sanderson	76	78	84	85	
4 Best out of 6 - Total	346	341	360	363	1410

STATE TEAMS FINAL POSITION

<u>State Team</u>	<u>Round 1</u>	<u>Round 2</u>	<u>Round 3</u>	<u>Round 4</u>	<u>Total</u>	<u>POSITION</u>
Victoria	346	341	360	363	1410	First
New South Wales	366	363	380	376	1489	Second
Queensland	365	385	394	383	1527	Third
Western Australia	390	384	382	385	1541	Fourth
South Australia	404	512	413	---	1329	Fifth

9th Australian Deaf Golf Championship, Adelaide 1994

AUSTRALIAN TEAM



From left: B. Sanderson, P. Hammond, P. Bourke, T. Klimek, W. Parsons, G. Strachan & C. Douglas. Absent: B. Harchard.



From Left: B. Sanderson Individual Winner, P. Hammond Runner up, P. Bourke Third

9TH AUSTRALIAN DEAF CHAMPIONSHIP

PERPERTUAL SHIELDS WINNERS

“W. J. Engel” Shield :- New South Wales Team

2 ADGA Trophies :- Best Pairs of 36 Holes (Gross) :-
T. Klimek & G. Strachan (WA)

Best Pairs of 36 Holes (Net) :-
P. Hammond & C. Douglas (VIC)

“A. Levitzke” Shield :- Victoria Team — 1410

“S. A. Jones” Trophy :- B. Sanderson (VIC) — 323

“D. S. Lynn” Trophy :- B. Sanderson (VIC) — 299

ADGA Trophy :- Best Putter :- G. Strachan (WA) — 119

ADGA Trophy :- King of the Pins :- P. Hammond (VIC)

ADGA Trophy :- Longest Drive :- W. Parsons (QLD)

ADGA Trophy :- Booby :- N. Heinrich (SA)

“Alan Baldwin” Trophy :- New South Wales Team 132

“B. Trainor” Trophy :- - Cancellation -

AUSTRALIAN TEAM

Selected:-

at the 9th Australian Deaf Golf Championship held in Adelaide 1993 - 4

- | | | |
|----|-----------------|-----|
| 1. | Brian Sanderson | VIC |
| 2. | Paul Hammond | NSW |
| 3. | Paul Bourke | VIC |
| 4. | Tony Klimek | WA |
| 5. | Wayne Parsons | QLD |
| 6. | Ben Hatchard | ACT |
| 7. | Greg Strachan | WA |
| 8. | Craig Douglas | NSW |

ADGA Match Secretary
Ray Hayden - 1995

AUSTRALIAN DEAF GOLF ASSOCIATION

**HISTORY
1970 - 1995**

INTERNATIONAL COMPETITIONS

RESULTS



AUSTRALIAN DEAF GOLF ASSOCIATION
founded in Perth, Western Australia (28th December 1970)

Australian Deaf Golf Team & Administration List :-

International Deaf Golf Team Matches Administrator :-

1974 - 1976 (N.Z.'s Australian Tour) - Iain MacGregor
 1977 - 1980 (Australian's N.Z. Tour) - Iain MacGregor
 1981 - 1982 (N.Z.'s cancelled Aust. Tour) - Iain MacGregor
 1983 - 1985 (Australian's N.Z. Tour) - Iain MacGregor
 1985 - 1988 (N.Z.'s Australian Tour) - Iain MacGregor

Australian Deaf Golf Team Captain :-

1976 - Aust. v N.Z. (Melbourne) - Iain MacGregor
 1984 - 1985 - N.Z. v Aust. (Auckland) - Kevin P. Hayden

Australian Deaf Golf Team Manager :-

1978 - 1979 - N.Z. v Aust. (Christchurch) - Ian H. F. Peace
 1984 - 1985 - N.Z. v Aust. (Auckland) - Tony Klimek

Australian Deaf Golf Team Matches (U.K.) Investigator :-

1985 - - Robert P. Bowler

Australian Deaf Golf Team Members :-

(Messrs)

Location / Event - Years - Player's Names - State

Perth AG3 ——— 1970 / 71 - No Team Selection.

Brisbane AG4 ——— 1973 / 74 - First Provisional Team

Selection :-

Geoffrey Wright - WA
 Bill Hynes - VIC
 Max. Randall - WA
 Iain MacGregor - QLD
 Dennis Cunniffe - NSW

Melbourne TTG1 — 1976 - First Official Australian Golf Team and First Official Team Selection :-

(First Australian versus New Zealand Golf Team matches) :-

Captain - Iain MacGregor - QLD
 Bill Hynes - VIC
 Geoffrey Wright - WA
 Dennis Cunniffe - NSW
 Wally Hatley - VIC

Adelaide AG5 — 1976 / 77 - Second Official Australian

Golf Team Selection :-

Bill Hynes - VIC
 Richard Toyne - VIC
 Geoffrey Wright - WA
 Dennis Cunniffe - NSW
 John Payne - NSW
 Wally Hatley - VIC
 Ron Woods - NSW
 Ian Peace - VIC

Christchurch TTG2 - 1977 / 78 - (Tour of New Zealand)
 (Second Australian versus New Zealand Golf Team Matches) :

Iain MacGregor - QLD
 John Payne - NSW
 Dennis Cunniffe - NSW
 Ron Woods - NSW
 Wally Hatley - VIC
 Golf Team Manager - Ian Peace - VIC

Sydney AG6 — 1979 / 80 - Third Australian Deaf Golf

Team Selection :-

Bill Hynes - VIC
 Geoffrey Wright - WA
 John Payne - NSW
 Dennis Cunniffe - NSW
 Ron Woods - NSW
 Wally Hatley - VIC

Golf Team Manager - Ian Peace - VIC

Sydney TTG3 — 1981 / 82 -

(Third Australian versus New Zealand Golf Team Matches) :-
 Cancelled

Melbourne AG7 — 1982 / 83 - Fourth Australian Deaf Golf

Team Selection :-

Bill Hynes - VIC
 Geoffrey Wright - WA
 John Payne - NSW
 Dennis Cunniffe - NSW
 Ron Woods - NSW
 Wally Hatley - VIC

Golf Team Manager - Ian Peace - VIC

Auckland TTG4 — 1984 / 85 - (Tour of New Zealand)

(Fourth Australian versus New Zealand Golf Team Matches) :-

Golf Team Manager - Tony Klimek - WA
 Captain - Kevin Hayden - QLD
 Dennis Cunniffe - NSW
 Dennis Hobbs - QLD
 Wayne Parson - QLD
 Robert Bowler - WA

Perth AG8 ——— 1985 / 86 - Fifth Australian Deaf Golf

Team Selection :-

Wayne Parson - QLD
 Bill Hynes - VIC
 Tony Klimek - WA
 Robert Bowler - WA
 Dennis Cunniffe - NSW
 Captain - Ken Read - WA
 Golf Team Manager - Iain MacGregor - QLD
 Peter New - QLD

Notes :- #1 — Reference of AG3 and TTG1 meant the
Australian Games N^o 3, and the Trans-Tasman
Games N^o 1 respectively.

Authority of the Australian Golf Team List and Golf Team
 Administration.

Iain D. MacGregor
 ADGA Hon. Secretary
 Dated : 22nd April 1987

VICTORIAN DEAF GOLF CLUB
INTERNATIONAL MATCH – VIC vs NZ
&
AUSTRALIAN GOLF TEAM TRIALS
AT ALBERT PARK GOLF COURSE – ON 7TH JANUARY 1976

Pl.	Name of Players	State	Handicap	Gross Score	Nett Score
1st	I. MacGregor	QLD	12	71	59
2nd	W. Hynes	VIC	18	76	58
3rd	G. Wright	WA	17	79	62
4th	D. Cunniffe	NSW	14	84	70
5th	D. Gook	VIC	28	85	57
6th	W. Hately	VIC	21	87	66
6th	I. Peace	VIC	28	87	59
7th	R. Woods	NSW	11	89	78
8th	G. Stebbings	NSW	17	91	74
9th	L. Heuston	QLD	8	92	84
10th	D. Hooper	QLD	21	93	72
11th	T. Boyle	NSW	24	95	71
12th	A. Allen	NSW	29	100	71
13th	J. Callaghan	NSW	31	101	70
14th	R. McMillan	QLD	43	110	67
15th	P. Hannan	NSW	36	122	86
1st	N. McFarlane	NZ	8	81	73
2nd	K. Gordon	NZ	19	84	65
3rd	K. Neale	NZ	21	91	70
4th	W. Katu	NZ	25	116	82

Best Gross :- I. MacGregor (QLD) – 71

Best Nett :- D. Gook (VIC) – 57

Longest Drive	3rd Hole	Par 5	G. Stebbings	(NSW)
Nearest the Pin	5th Hole	Par 3	D. Gook	(VIC)
	18th Hole	Par 3	W. Hynes	(VIC)

Special Announcement – Mr. I. MacGregor has made an Eagle on 11th Hole, 483 Metre (Par 5)

International Match Results

Victoria	vs	New Zealand	
W. Hynes	6 / 5	N. McFarlane	---
W. Hately	½	K. Gordon	½
I. Peace	1 up	K. Neale	---
D. Gook	9 / 7	W. Katu	---

Victoria won by 3½ to ½

NO: _____

RAPPORT OFFICIEL
OFFICIAL REPORT

to be sent immediately after the meeting by the Federation of the organizing country in order to get the homologation of the results obtained in conformity with art. 8 of the statutes of the International Committee of Silent Sports (C.I.S.S.)

International meeting of: GOLF - Queensland v. New Zealand
at BRISBANE GOLF COURSE (Q.) the 29th & 30th December 1975

RESULTS - RESULTS

Foursomes-twoballs Match Play under aspects of Golf Rule No.6 and No.15

- 1 - Iain MacGregor and Frank Pickering (Q))
defeated (by 3 & 2.
Neville McFarlane and Bill Katu (NZ))
- 2 - Leith Heuston and Merv Heron (Q))
lost to (By one hole.
Keith Gordon and Kevin Neale (NZ))

Foursomes Match Result = Q and NZ drawn by one-all (1-1)

Singles Match Play under aspects of Golf Rule No.6

- 1 - Iain MacGregor (Q) defeated Neville McFarlane (NZ) by 3 & 2.
- 2 - Leith Heuston (Q) defeated Keith Gordon (NZ) by 4 & 3.
- 3 - Frank Pickering (Q) lost to Kevin Neale (NZ) by one hole.
- 4 - Leslie Berry (Q) defeated Bill Katu (NZ) by 4 & 2.

Singles Match Result = Q defeated NZ by 3 games to one game.

OVERALL MATCH RESULT

Queensland won by four games to two games (4 - 2)

Neville McFarlane
Neville McFarlane
(Captain)
New Zealand

Iain D. MacGregor
Iain D. MacGregor
(Manager/Secretary)

QUEENSLAND DEAF GOLF ASSOCIATION

RECOMMANDATION DE LA FÉDÉRATION AFFILIÉE
RECOMMENDATION OF THE AFFILIATED FEDERATION

Nous soussignés certifions sincère et véritable le rapport mentionné ci-dessus et en demandons l'homologation.
The undersigned hereby declare above mentioned report is sincere and true and apply for homologation of same.

Nom de la Fédération : Australian Deaf Sports Federation

Name of Association : _____
A _____ Date _____

Le Secrétaire-général,
The General Secretary,

Le Président,
The Chairman,

RAPPORT OFFICIEL
OFFICIAL REPORT

to be sent immediately after the meeting by the Federation of the organizing country in order to get the homologation of the results obtained in conformity with art. 8 of the statutes of the International Committee of Silent Sports (C.I.S.S.)

International meeting of: GOLF - New South Wales v. New Zealand
at SYDNEY (New South Wales) the 2nd January 1976

RESULTS - RESULTS

Singles Match Play under aspects of Golf Rule No.6

- 1 - Ron Woods (NSW) lost to Neville McFarlane (NZ) by 5 & 3.
- 2 - Dennis Cunniffe (NSW) tied with Keith Gordon (NZ) - drawn.
- 3 - John Payne (NSW) defeated Kevin Neale (NZ) by 5 & 4.
- 4 - George Stebbings (NSW) defeated Bill Katu (NZ) by 8 & 7.

MATCH RESULT =

New South Wales defeated New Zealand by three & half to half (3½ - ½)

Peter J. Hannan

Peter Hannan
(Hon. Secretary)
New South Wales Deaf Golf Association

N. McFarlane

Neville McFarlane
(Captain)
New Zealand

RECOMMANDATION DE LA FÉDÉRATION AFFILIÉE
RECOMMENDATION OF THE AFFILIATED FEDERATION

undersigned certifions sincère et véritable le rapport mentionné ci-dessus et en demandons l'homologation.
undersigned hereby declare above mentioned report is sincere and true and apply for homologation of same.

de la Fédération : Australian Deaf Sports Federation
of Association :

A Date 19

RAPPORT OFFICIEL

OFFICIAL REPORT

to be sent immediately after the meeting by the Federation of the organizing country in order to get the homologation of the results obtained in conformity with art. 8 of the statutes of the International Committee of Silent Sports (C.I.S.S.)

International meeting of: GOLF - Victoria v. New Zealand

at MELBOURNE (Victoria) the 6th January 1976

RESULTATS - RESULTS

Singles Match Play under aspects of Golf Rule No.6

- 1 - Bill Hynes (Vic.) beat Neville McFarlane (NZ) by 6 & 5.
- 2 - Wally Hately (Vic.) tied with Keith Gordon (NZ) - drawn.
- 3 - Ian Peace (Vic.) beat Kevin Neale (NZ) on 18th. Hole.
- 4 - Don Gook (Vic.) beat Bill Katu (NZ) by 9 & 7.

MATCH RESULT =

Victoria defeated New Zealand by three & half to half ($3\frac{1}{2} - \frac{1}{2}$)

D. J. Gook

Don Gook
(Hon. Secretary)
Victorian Deaf Golf Club

N. McFarlane

Neville McFarlane
(Captain)
New Zealand

RECOMMANDATION DE LA FÉDÉRATION AFFILIÉE RECOMMENDATION OF THE AFFILIATED FEDERATION

Nous soussignés certifions sincère et véritable le rapport mentionné ci-dessus et en demandons l'homologation.
The undersigned hereby declare above mentioned report is sincere and true and apply for homologation of same.

Nom de la Fédération : Australian Deaf Sports Federation.

Name of Association :

A _____ Date _____

Le Secrétaire-général,
The General Secretary.

Le Président,
The Chairman.

RAPPORT OFFICIEL
OFFICIAL REPORT

to be sent immediately after the meeting by the Federation of the organizing country in order to get the homologation of the results obtained in conformity with art. 8 of the statutes of the International Committee of Silent Sports (C.I.S.S.)

International meeting of: GOLF - Australia v. New Zealand
at MEDBOURNE the 10th & 11th January 1976

RESULTS - RESULTS

Foursomes - best ball Match Play under aspects of Golf Rule No.6 & 40.3

Iain MacGregor and Dennis Cunniffe (Aust.)
I - defeated) = by 3 & 1
Neville McFarlane and Bill Katu (NZ)
Bill Hynes and Geoff. Wright (Aust.)
2 - defeated) = by 5 & 3
Keith Gordon and Kevin Neale (NZ)

Foursomes Match Results = Aust. defeated NZ by two games (2 - 0)

Singles Match Play under aspects of Golf Rule No.6

- 1 - Iain MacGregor (Aust.) lost to Neville McFarlane (NZ) by 2 & 1
- 2 - Bill Hynes (Aust.) defeated Keith Gordon (NZ) by 2 & 1
- 3 - Geoff. Wright (Aust.) lost to Kevin Neale (NZ) on 18th. Hole
- 4 - Wally Hatley (Aust.) defeated Bill Katu (NZ) by 5 & 4

Singles Match Result = Aust. and NZ drawn by ~~two~~ all (2 - 2)

OVERALL MATCH RESULT

Australia won by four games to two games (4 - 2)

Iain MacGregor (Aust. Captain)
Neville McFarlane (NZ Captain)
RECOMMANDATION DE LA FÉDÉRATION AFFILIÉE
RECOMMENDATION OF THE AFFILIATED FEDERATION

Nous soussignés certifions sincère et véritable le rapport mentionné ci-dessus et en demandons l'homologation.
The undersigned hereby declare above mentioned report is sincere and true and apply for homologation of same.

Nom de la Fédération : Australian Deaf Sports Federation.
Name of Association :

A _____ Date _____ 19

Le Secrétaire-général,
The General Secretary,

Le Président,
The Chairman,

AUSTRALIAN DEAF GOLF ASSOCIATION
4th Trans - Tasman Games, New Zealand 1984 - 85

Australian Team

<u>Players Names</u>	<u>State</u>	<u>1983 c'ship rating</u>
Tony Klimek (Manager)	WA	3
Kevin Hayden (Captain)	QLD	8
Dennis Cunniffe	NSW	10
Wayne Parsons	QLD	New
Rober Bowler	WA	New
Dennis Hobbs	QLD	New

Australia Team's selection depended on Players availability to make this trip.

AUSTRALIAN DEAF GOLF ASSOCIATION

4th Trans - Tasman Games, New Zealand 1984 - 1985


2 - 9 January 1985




Matches Result

2 January 1985 at Christchurch, Coringa Country's Golf Course

<u>Christchurch Golf Team</u>	vs	<u>Australia</u>	
John Ferguson	lost to	Tony Klimek	7 / 6
Garth Hammond	lost to	Kevin Hayden	2 / 1
Neville McFarlane	lost to	Wayne Parsons	4 / 2
David Armon	lost to	Dennis Cunniffe	3 / 2
Roy Williams	defeat	Dennis Hobbs	6 / 5



Australia Won 4 - 1



5 January 1985 at Wellington, Hutt Golf Club's Golf Course

<u>Central District Golf Team</u>	vs	<u>Australia Team</u>	
Kevin Funnell	lost to	Wayne Parsons	8 / 6
Tony Oswald	lost to	Kevin Hayden	9 / 8
Anthony Walton	lost to	Tony Klimek	9 / 7
Geoff Jones	lost to	Dennis Cunniffe	10 / 8

Australia Won 4 - 0


9 January 1985 at Auckland, Akarana Golf Club's Golf Course

<u>Auckland Golf Team</u>	vs	<u>Australia Team</u>	
Neil Johnson	lost to	Wayne Parsons	5 / 4
John Fleming	lost to	Tony Klimek	3 / 2
Owen O'Gibson	lost to	Kevin Hayden	8 / 6
Michel Pilcher	Defeat	Dennis Cunniffe	5 / 4
John McRay	lost to	Robert Bowler	2 / 1
Wayne Bird	lost to	Dennis Hobbs	2 / 1

Australia Won 5 - 1

AUSTRALIAN DEAF GOLF ASSOCIATION
4th Trans - Tasman Games, New Zealand 1984 - 85

Australian Team



From left: Robert Bowler, Dennis Hobbs, Tony Klimek, Kevin Hayden, Wayne Parsons & Dennis Cunniffe

New Zealand Team



From left: John Fleming (third) John Ferguson (last) & Wayne Bird (front), other names not available on time of printing.

AUSTRALIAN DEAF GOLF ASSOCIATION
4th Trans - Tasman Games, New Zealand 1984 - 85
11 January 1985

Australia versus New Zealand
Match Result

11 January 1985 at Auckland, Pakuranga Country Club's Golf Course

<u>New Zealand Golf Team</u>	<u>vs</u>	<u>Australia Team</u>	
John Ferguson	lost to	Wayne Parsons	5 / 1
Garth Hammond	defeat	Tony Klimek	1 up
David Armon	lost to	Kevin Hayden	2 / 1
John Fleming	lost to	Dennis Cunniffe	6 / 5
Roy Williams	defeat	Robert Bowler	2 up
Owen O'Gibbson	Drew	Dennis Hobbs	square

Australia Won 3½ - 2½

Special Comments:

There were no traditional foursome matches as played on the previous Trans- Tasman Games.

The Most improved golfer of the Australian Team was Dennis Hobbs.

Australian Team player's matches results as follows:

<u>Players Names</u>	<u>No of</u> <u>Matches</u>	<u>Matches</u> <u>Won</u>	<u>Matches</u> <u>Drew</u>	<u>Matches</u> <u>Lost</u>
Tony Klimek	4	3	-	1
Kevin Hayden	4	4	-	-
Dennis Cunniffe	4	4		
Wayne Parsons	4	4		
Robert Bowler	2			2
Dennis Hobbs	3	1	1	1

Australian Golf Team has retained the Trans - Tasman Golf Matche Trophy
for the third time in row
and
our golf team's win contributed to Australian's narrow win of the Trans -
Tasman Games's Air New Zealand Trophy.



AUSTRALIA • CANADA • ENGLAND • IRELAND • SCOTLAND

1st GOLF

WORLD CHAMPIONSHIPS

FOR THE DEAF

SOUTH AFRICA • SWEDEN • U.S.A.

FOREST OF ARDEN



6TH - 12TH AUG. 1995


Australia versus Great Britain Golf Match

Australian Team



From left: Craig Douglas, Chris Cooper, Paul Hammond, Tony Klimek, Brian Sanderson, Ben Hatchard, Howard Elson & Denver Magnusson

Great Britain Team



From left: Nigel Osborne-Clark, Steven Weymouth, Andrew Mayers, Michael Seymour, Steve Earle (Captain), Alan Landon, Robert Lanchbury & Kevin Whalley (Manager)

AUSTRALIAN DEAF GOLF ASSOCIATION

Australia v Great Britain Golf Match at Royal St. George's Golf Club, Sandwich, Kent, England 31 July - 2 August 1995

Match Play Results

Monday 31 July	Foursomes 8.30am	Score
K Whalley & S Weymouth	v D Magnusson & G Douglas	AUS 3& 2
N Osborn Clarke & M Seymour	v B Sanderson & B Hatchard	AUS 1 hole
A Brown & B Lanchbury	v T Klimek & P Hammond	AUS 1 hole
Greensomes 1.30pm		
N Osborn Clarke & A Mayers	v D Magnusson & G Douglas	GB 3&2
S Weymouth & B Lanchbury	v B Sanderson & B Hatchard	AUS 4&2
M Seymour & A Brown	v T Klimek & P Hammond	GB 3&2
Tuesday 1 August	Foursomes 8.30am	
S Weymouth & A Mayers	v D Magnusson & P Hammond	All square
N Osborn Clarke & B Lanchbury	v B Sanderson & B Hatchard	All square
M Seymour & A Brown	v C Douglas & C Cooper	GB 5&4
Greensomes 2.15pm		
N Osborn Clarke & A Mayers	v D Magnusson & T Klimek	GB 1 up
K Whalley & S Weymouth	v B Sanderson & B Hatchard	AUS 3& 2
M Seymour & A Brown	v P Hammond & C Cooper	AUS 3& 2
Wednesday 2 August	Singles	
N Osborn Clarke	v D Magnusson	GB 1 up
B Lanchbury	v B Sanderson	AUS 5&4
M Seymour	v T Klimek	AUS 2&1
A Brown	v P Hammond	GB 2 holes
S Weymouth	v B Hatchard	AUS 3&2
A Mayers	v C Cooper	GB 2&1
K Whalley	v C Douglas	AUS 3&1

Results Great Britain 8 Australia 11

(Win 1 point, Draw 1/2 point and Lose 0 point)

**1st World Deaf Championship
at Forest of Arden Country Club, England
Australian Team**



From left: Craig Douglas, Chris Cooper, Tony Klimek, Paul Hammond, Denver Magnusson, Brian Sanderson, Howard Elson & Ben Hatchard.

The Winner USA Team



From left: M. Maxwell, T. Sweeney, E. Brumm, R. Jenetti (Captain), J. Nistico, D. Granberry, R. Penfield, J. Hynes (Manager), T. Bullard, D. Bosworth & B. Roberts.

AUSTRALIAN DEAF GOLF ASSOCIATION

1st World Deaf Championship

72 holes, at Forest of Arden Country Club, England

6 - 12 August 1995

Australian Team

<u>Players Names</u>	<u>State</u>	<u>1994 c'ship rating</u>
Brian Sanderson	VIC	1
Paul Hammond	NSW	2
Tony Klimek (Captain)	WA	4
Ben Hatchard	ACT	6
Craig Douglas	NSW	8
Denver Magnusson	VIC	New
<u>Also:</u>		
Chris Cooper	NSW	11
Howard Elson (Manager)	WA	23

Australia Team's selection depended on Players availability to make this trip

Australian Team Result

<u>Players Names</u>	<u>Round 1</u>	<u>Round 2</u>	<u>Round 3</u>	<u>Round 4</u>	<u>Total</u>	<u>Placing</u>
Denver Magnusson	76	79	78	72	305	2nd
Brian Sanderson	88	90	83	81	342	15th
Paul Hammond	92	87	84	81	344	16th
Tony Klimek	90	86	91	85	352	22nd
Ben Hatchard	94	93	88	86	361	26th
Craig Douglas	93	93	92	87	365	32nd
<u>Also:</u>						
Chris Cooper	95	103	95	108	401	50th
Howard Elson	102	106	104	101	413	55th

World Championship final Team Placing

<u>Pl</u>	<u>Countries</u>	<u>Round 1</u>	<u>Round 2</u>	<u>Round 3</u>	<u>Round 4</u>	<u>Total</u>
1	USA	307	318	310	303	1238
2	Canada	333	334	333	315	1315
3	Australia	346	342	333	319	1340
4	England	335	338	355	339	1367
5	Scotland	348	351	359	348	1406
6	Ireland	360	364	364	353	1441
7	South Africa	362	364	371	361	1458
8	Sweden	396	377	391	387	1551

For the first time the best International deaf golfers met in competition. Eight countries entered and the format was four best gross scores from six players over 72 holes.

The Arden Course where the 1995 English open was held, proved to be very tough course. Narrow and hilly fairways lined with trees, greens guarded by numerous bunkers and many lakes are in front of the greens penalising the slightness errors in judging distances.

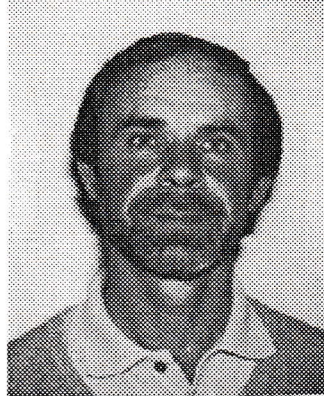
USA was far superior with many scratch players. Australia's bronze medal is a great effort.

Congratulation to Denver Magnusson for winning the Silver medal in the individual event.

1ST WORLD GOLF CHAMPIONSHIP FOR THE DEAF 1995							
Forest of Arden G & CC, England, 6th -12th August 1995							
POS	Name		Rounds				TOTAL
			1ST	2ND	3RD	4TH	
1	GRANBERRY Doren	USA	73	76	77	78	304
2	MAGNUSSON, Denver	AUS	76	79	78	72	305
3	BRUMM Jr Eric	USA	76	81	76	72	305
4	PROCTOR Dale	CAN	79	83	80	73	315
5	ROBERTS Bill	USA	78	81	76	81	316
6	ROSE Jonathan	CAN	81	85	79	79	324
7	MAXWELL Michael	USA	80	80	81	87	328
8	SIDEBOTHAM, Roger	ENG	89	82	78	81	330
9	CONWAY Don	IRE	86	77	86	83	332
10	CUNDY Rob	CAN	88	84	85	78	335
11	COLE, Jonathan	ENG	82	81	89	84	336
12	HYNES Jim	USA	82	83	84	87	336
13	LOTHIAN Mark	SCOT	87	80	87	82	336
14	COYNE Brendan	IRE	85	84	84	86	339
15	SANDERSON, Brian	AUS	88	90	83	81	342
16	BOSWORTH David	USA	88	87	83	86	344
17	HAMMOND, Paul	AUS	92	87	84	81	344
18	JENNETTI Reynold	USA	91	84	84	89	348
19	FAROVITCH Larry	CAN	86	82	96	85	349
20	KENNEDY Ian	SCOT	85	91	88	86	350
21	LE SIEGE Pierre	CAN	87	88	89	86	350
22	KLIMEK, Tony	AUS	90	86	91	85	352
23	LANCHBURY, Robert	ENG	91	89	81	91	352
24	BROWN Allan	SCOT	87	89	96	87	359
25	WEYMOUTH, Steve	ENG	92	90	96	81	359
26	BOYD Robert	IRE	84	100	90	87	361
27	VAN ZYL Jacques	SA	92	88	89	92	361
28	HATCHARD, Benjamin	AUS	94	93	88	86	361
29	SLACK, Jonathan	ENG	91	85	94	93	363
30	HENRIKSON Mikael	SWE	97	86	94	87	364
31	NISTICO Joseph	USA	95	88	84	93	364
32	DOUGLAS, Craig	AUS	93	93	92	87	365
33	SEYMOUR, Michael	ENG	83	95	94	95	367
34	GRAFF Raymond	SA	93	87	100	87	367
35	FERGUSON James	SCOT	94	92	90	93	369
36	MAYERS, Andrew	ENG	93	95	89	93	370
37	CONRADIE Zacharias	SA	95	93	91	91	370
38	HUGHES Gerald	SCOT	89	91	94	97	371
39	EARLE Steve	ENG	87	89	92	95	373
40	CRONA Nicklas	SWE	93	98	95	93	379
41	VILJOEN Retief	SA	89	104	92	95	380
42	MARAIS Daniel	SA	88	96	104	96	384
43	SWEENEY Timothy	USA	98	97	88	101	384
44	WILSON David	SCOT	92	102	95	96	385
45	LANDON, Allan	ENG	103	98	86	100	387
46	WHALLEY, Kevin	ENG	100	100	96	94	390
47	LOUW Albertus	SA	105	100	99	91	395
48	HILLDING Anders	SWE	98	97	103	99	397
49	HEYNS Anthony	SA	103	102	98	94	397
50	COOPER, Chris	AUS	95	103	95	108	401
51	VERSKIN Arthur	SA	104	97	107	97	405
52	BULLARD Thomas	USA	108	91	105	103	407
53	MCLAUGHLIN Donal	IRE	105	103	104	97	409
54	LUNDQUSIT Arnie	SWE	109	96	99	108	412
55	ELSON Howard	AUS	102	106	104	101	413
56	UNDERSHULTZ Grant	CAN	99	112	103	100	414
	OSBORN CLARKE, Nigel	ENG	81				INJURED
	PENFIELD Robert	USA	94	98	109		INJURED

Tony Klimek

Secretary of the WA Deaf Golf Club;
Executive to the Australian Deaf Golf Association,
and President of the World Deaf Golf Federation.



It's been a great honour to be able to compile this history book on the 25 years of the Australian Deaf Golf Association on the eve of the Silver Anniversary

I have enjoyed every minute of the time spent over my computer making this book, and I trust you will enjoy the time spent exploring the book and recalling your involvements in the past ADGA championships

All the credit must go to Mr Ray Hayden, the Match Secretary for storing and updating the records for the past 25 years. Also, to Mr Iain McGregor the Secretary 1970 - 1987, for looking after the ADGA like his own baby, which included his constant assistance, even after stepping down as the secretary.

I look forward to hearing your comments to make the next edition even better.

13 December 1995