

1987 - 88

Australian Deaf Games
Brisbane, Queensland

AUSTRALIAN DEAF GOLF ASSOCIATION CHAMPIONSHIP

at

Indooroopilly Golf Club, New Course, par 72

5th

FOURSOME TEAMS & PAIRS CHAMPIONSHIP

36 Holes on Saturday 2 January 1988

and

7th

STATE TEAMS & INDIVIDUAL CHAMPIONSHIP

4 - 10 January 1988

STATE TEAMS LIST

New South Wales

R. Woods (Captain)
B. Linder
G. Seymour
R. Byrnes
D. Lyons
D. Muggleton
P. Goodwin

Queensland

W. Parsons (Captain)
D. Perrins
M. Aird
K. Hayden
R. Hayden
P. New

Western Australia

T. Klimek (Captain)
B. Chittleborough
K. Read
G. Maley
P. MacLean

Victoria

B. Hynes (Captain)
P. Mathers
V. Pham
D. Gravette
P. Filleul

5TH FOURSOME PAIRS CHAMPIONSHIP
at
INDOOROPILLY GOLF CLUB, BRISBANE QUEENSLAND
2 January 1988

36 HOLES GROSS RESULT

Pl.	Players	State	1st Round	2nd Round	Total
1.	D. Perrins & P. New	QLD	93	83	176
2.	T. Klimek & B. Chittleborough	WA	89	92	181
3.	M. Aird & R. Hayden	QLD	96	86	182
4.	W. Parsons & K. Hayden	QLD	92	91	183
5.	R. Woods & R. Lindner	NSW	93	99	192
6.	P. Mathers & B. Hynes	VIC	96	107	203
7.	G. Seymour & D. Lyons	NSW	108	113	221
8.	R. Byrnes & D. Muggleton	NSW	112	111	223
9.	G. Maley & P. MacLean	WA	108	118	226
10.	D. Gravette & P. Filluel	VIC	121	112	233

1st Round Winner :-	T. Klimek & B. Chittleborough	WA	89
Runner-Up :-	W. Parsons & K. Hayden	QLD	92
2nd Round Winner :-	D. Perrins & P. New	QLD	83
Runner-Up :-	M. Aird & R. Hayden	QLD	86
36 Holes Winner :-	D. Perrins & P. New	QLD	176
Runner-Up :-	T. Klimek & B. Chittleborough	WA	181

36 HOLES NETT RESULT

Pl.	Players	State	H'cap	1st Round	2nd Round	Total
1.	M. Aird & R. Hayden	QLD	19½	76½	66½	143
2.	R. Woods & B. Lindner	NSW	23	70	76	146
3.	D. Perrins & P. New	QLD	13½	79½	69½	149
3.	T. Klimek & B. Chittleborough	WA	16	73	76	149
4.	W. Parsons & K. Hayden	QLD	13½	78½	77½	156
5.	R. Byrnes & D. Muggleton	NSW	32	80	79	159
6.	D. Gravette & P. Filleul	VIC	36	85	76	161
7.	P. Pathers & B. Hynes	VIC	19½	76½	87½	164
7.	G. Maley & P. MacLean	WA	31	77	87	164
7	G. Seymour & D. Lyons	NSW	33½	74½	89½	164

1st Round Winner :-	R. Woods & B. Lindner	NSW	70
Runner-Up :-	G. Seymour & D. Lyons	NSW	74½
2nd Round Winner :-	M. Aird & R. Hayden	QLD	66½
Runner-Up :-	D. Gravette & P. Filleul	VIC	76
36 Holes Winner :-	M. Aird & R. Hayden	QLD	143
Runner-Up :-	R. Woods & B. Lindner	NSW	146

5TH FOURSOMES STATE TEAMS CHAMPIONSHIP

36 holes for the "W.J.ENGEL" shield

at

INDOOROOPILLY GOLF CLUB, BRISBANE QUEENSLAND

2 JANUARY 1988

<u>Queensland team:-</u>	<u>36 Holes Gross</u>	<u>36 Holes Nett</u>
D. Perrins & P. New	183	156
M. Aird & R. Hayden	* 182 *	143
W. Parsons & K. Hayden	* 176 *	149
Gross Total - 2 Best Pairs	358	
 <u>New South Wales Team:-</u>		
G. Seymour & D. Lyons	* 221 *	164
R. Woods & B. Lindner	* 192 *	146
R. Byrnes & D. Muggleton	223	159
Gross Total - 2 Best Pairs	413	
 <u>Western Australia Team:-</u>		
G. Maley & P. MacLean	* 226 *	164
T. Klimek & B. Chittleborough	* 181 *	149
Gross Total - 2 Best Pairs	407	
 <u>Victoria Team:-</u>		
D. Gravette & P. Filleul	* 233 *	161
P. Mathers & B. Hynes	* 203 *	164
Gross Total - 2 Best Pairs	436	

STATE TEAMS RESULT

Winner	Queensland	358
Second	Western Australia	407
Third	New South Wales	413
Fourth	Victoria	436

7TH AUSTRALIAN DEAF INDIVIDUAL CHAMPIONSHIP

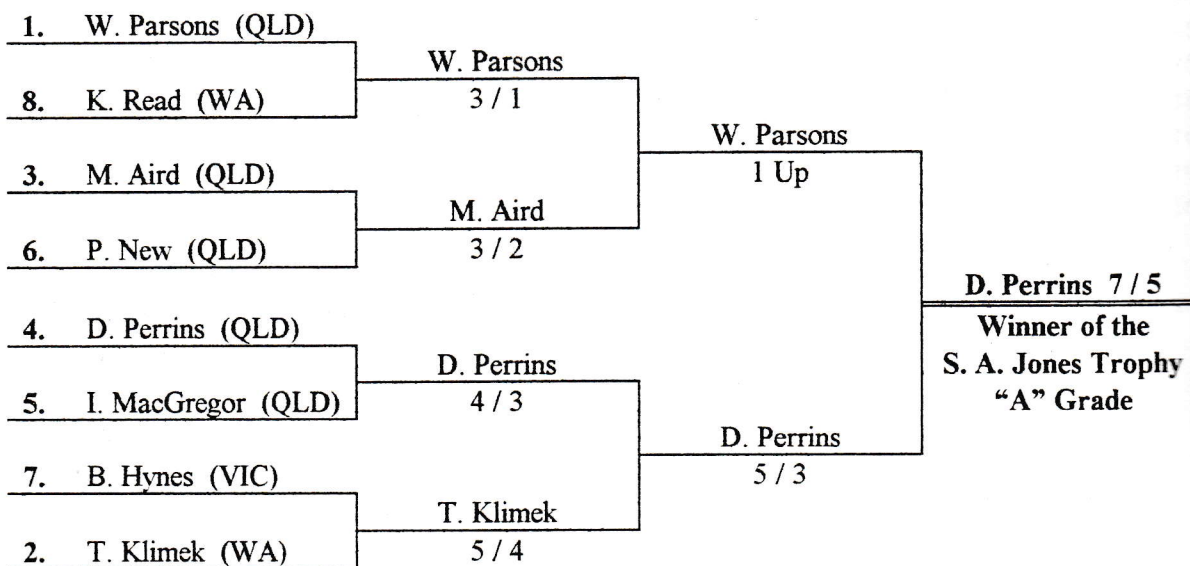
36 HOLES GROSS QUALIFYING

Pl.	Name	State	1st Round	2nd Round	Total Gross
1.	W. Parsons	QLD	82	76	158
2.	T. Klimek	WA	82	79	161
3.	M. Aird	QLD	83	80	163
4.	D. Perrins	QLD	82	83	165
5.	I. MacGregor	QLD	89	88	177
6.	P. New	QLD	87	91	178
7.	B. Hynes	VIC	88	92	180
8.	K. Read	WA	92	95	187
9.	K. Hayden	QLD	98	96	194
9.	R. Hayden	QLD	95	99	194
10.	G. Maley	WA	96	101	197
11.	B. Lindner	NSW	102	102	204
12.	D. Lyons	NSW	99	106	205
13.	R. Byrnes	NSW	102	107	209
14.	G. Seymour	NSW	113	99	212
15.	D. Muggleton	NSW	114	110	224
16.	P. MacLean	WA	124	112	236
--	R. Woods	NSW	---	---	Absent
--	R. Goodwin	NSW	---	---	Absent
--	B. Chittleborough	WA	---	---	Absent
--	P. Mathers	VIC	---	---	Absent
--	V. Pham	VIC	---	---	Absent
--	D. Gravette	VIC	---	---	Absent
--	P. Filleul	VIC	---	---	Sick

36 Holes Gross Winner :- W. Parsons (QLD) — 158

Runner-Up :- T. Klimek (WA) — 161

Finalist Match-Play — Championship



7TH AUSTRALIAN DEAF INDIVIDUAL CHAMPIONSHIP

36 HOLES NETT QUALIFYING

Pl.	Name	State	H/cap	1st Round	2nd Round	Total Nett
1.	I. MacGregor	QLD	22	67	66	133
2.	M. Aird	QLD	14	69	66	135
3.	T. Klimek	WA	13	69	66	135
4.	D. Lyons	NSW	34	65	72	137
5.	P. New	QLD	20	67	71	138
6.	R. Hayden	QLD	25	70	74	144
6.	W. Parsons	QLD	7	75	69	144
7.	G. Maley	WA	26	70	75	145
8.	G. Seymour	NSW	33	80	66	146
9.	B. Hynes	VIC	16	72	76	148
10.	K. Read	WA	19	73	76	149
11.	D. Perrins	QLD	7	75	76	151
12.	B. Lindner	NSW	26	76	76	152
12.	D. Muggleton	NSW	36	78	74	152
13.	R. Byrnes	NSW	28	74	79	153
14.	K. Hayden	QLD	20	78	76	154
15.	P. MacLean	WA	36	88	76	164
--	B. Chittleborough	WA	19	--	--	Absent
--	R. Woods	NSW	20	--	--	Absent
--	P. Mathers	VIC	23	--	--	Absent
--	P. Goodwin	NSW	36	--	--	Absent
--	V. Pham	VIC	36	--	--	Absent
--	D. Gravette	VIC	36	--	--	Absent
--	P. Filleul	VIC	36	--	--	Sick

Total Nett Winner :- I. MacGregor (QLD) — 133

Runner-Up :- M. Aird (QLD) — 135

Booby :- P. MacLean

Finalist Match-Play — “B” Grade

1. K. Hayden (QLD)				
8. R. Byrnes (NSW)	K. Hayden	Won on Forfeit		
3. G. Maley (WA)			K. Hayden	
6. G. Seymour (NSW)	G. Seymour	Won on Forfeit	1 Up	
4. B. Lindner (NSW)				
5. D. Lyons (NSW)	D. Lyons	9 / 8		
7. D. Muggleton (NSW)			D. Muggleton	
2. R. Hayden (QLD)	D. Muggleton	3 / 2	1 Up	
				D. Muggleton 4 / 2 Winner of the S. A. Jones Trophy “B” Grade

MATCH PLAY INDEX

Strokes are to be taken in rotation of the following holes:-

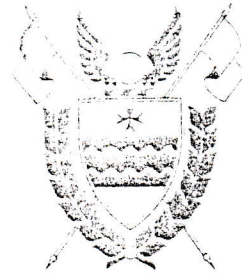
(to be read across)

5	12	3	15	8	17
4	18	9	13	6	11
1	10	2	16	7	14

**LOCAL RULES
MEMBERS & ASSOCIATES**

NEW COURSE

- (1) Out of Bounds - All areas beyond boundary fences.
- (2) GUR - Areas marked by white stakes, flower beds, practice putting green, sealed paths, gut roads, and sealed car parking areas.
- (3) 9th Hole Blue Staked Area - The line of play must never be across any part of the car park. If a player's ball lies on the outside (right hand side) of the line of blue stakes, it must be dropped, at the nearest point or relief, nearer the hole and within two (2) club lengths inside the line of blue stakes.
- (4) Staked Trees and Irrigation Outlets - are to be treated as being immovable obstructions. Rule 24-2 applies. Stakes cannot be removed.
- (5) Water Hazards - All water hazards, permanent ponds and drainage ditches (whether or not containing water) are lateral water hazards, whether staked or not.



SCORE CARD

**INDOOROOPILLY
GOLF CLUB**

MEMBERS

NEW COURSE

NEW COURSE

ACH..... DCR..... DATE.....

RESULT

COMPETITION.....

PLAYER 1..... H/CAP.....

PLAYER 2..... H/CAP.....

Hole	Metres	S.S.	Index	PLAYER'S		Way	Hole	Metres	S.S.	Index	PLAYER'S		Marker
				Pts	2						Pts	2	
1	400	5	10				10	327	4	14			
2	212	3	2				11	381	4	10			
3	334	4	18				12	481	5	12			
4	413	4	4				13	358	4	6			
5	513	5	9				14	149	3	17			
6	369	4	11				15	408	4	3			
7	149	3	18				16	195	3	8			
8	411	4	5				17	403	4	1			
9	401	4	7				18	481	5	15			
Out	3238	36					In	3171	36				
							Out	3208	36				
							Total	3400	72				
							Debit Handicap						
							Net Score						

MARKER'S SIGNATURE.....

PLAYER'S SIGNATURE.....

The player is responsible for the immediate handing in of this card, correctly and duly signed and countersigned.

PLEASE REPLACE DIVOTS

7TH STATE TEAMS CHAMPIONSHIP

for the "A.LEVITZKE" shield

4 - 6 January 1988

4th January 1988

Queensland v New South Wales

W. Parsons	beat	R. Byrnes	7 / 6
K. Hayden	beat	D. Lyons	5 / 4
R. Hayden	beat	B. Lindner	4 / 2
D. Perrins	beat	G. Seymour	5 / 4
M. Aird	lost to	R. Woods	3 / 2
QLD	4	NSW	1

Western Australia v Victoria

T. Klimek	beat	V. Pham	8 / 7
K. Read	lost to	B. Hynes	5 / 4
B. Chittleborough	beat	P. Filleul	7 / 5
G. Maley	beat	D. Gravette	8 / 7
P. MacLean	---		f / f
WA	4	VIC	1

5th January 1988

Queensland v Victoria

M. Aird	beat	P. Filleul	8 / 7
D. Perrins	beat	B. Hynes	1 up
K. Hayden	beat	V. Pham	8 / 7
W. Parsons	beat	D. Gravette	9 / 8
P. New	---		f / f
QLD	5	VIC	0

Western Australia v New South Wales

T. Klimek	beat	R. Woods	7 / 6
P. MacLean	beat	D. Muddleton	4 / 3
K. Read	beat	B. Lindner	5 / 4
G. Maley	beat	G. Seymour	2 / 1
B. Chittleborough	beat	R. Byrnes	2 / 1
WA	5	NSW	0

6th January 1988

New South Wales v Victoria

D. Lyons	beat	P. Mathers	f / f
G. Seymour	lost to	B. Hynes	7 / 6
B. Lindner	beat	P. Filleul	4 / 3
R. Woods	beat	D. Gravette	4 / 3
R. Byrnes	beat	V. Pham	7 / 6
NSW	4	VIC	1

Queensland v Western Australia

W. Parsons	beat	P. MacLean	10 / 8
D. Perrins	beat	G. Maley	8 / 7
P. New	beat	B. Chittleborough	2 / 1
M. Aird	beat	T. Klimek	3 / 2
K. Hayden	beat	K. Read	6 / 5
QLD	5	WA	0

STATE TEAM RESULT

Position	State	Wins	Loses	Points For	Points Against
Winner	Queensland	3	0	14	1
Second	Western Australia	2	1	9	6
Third	New South Wales	1	2	5	10
Fourth	Victoria	-	3	2	13

7th AUSTRALIAN DEAF INDIVIDUAL CHAMPIONSHIP
Points for the "ALAN BALDWIN" Memorial Trophy

MISCELLANEOUS RESULT

<u>Players</u>	<u>State</u>	<u>Putts</u>			<u>Pos</u>	<u>N'pin</u>		<u>L'dive</u>	
		<u>R 1</u>	<u>R 2</u>	<u>Tot</u>		<u>R 1</u>	<u>R 2</u>	<u>R 1</u>	<u>R 2</u>
W. Parsons	QLD	30	27	57	(1)			3	
D. Perrins	QLD	34	32	66		3	3		
M. Aird	QLD	31	27	58	(2)				3
K. Hayden	QLD	34	30	64					
R. Hayden	QLD	30	32	62	(5)	3			
R. Woods	NSW	A							
B. Lindner	NSW	35	32	67			3		
G. Seymour	NSW	33	31	64					
R. Byrnes	NSW	32	40	72					
D. Lyons	NSW	37	37	74					
D. Muggleton	NSW	38	31	69					
P. Goodwin	NSW	A							
T. Klimek	WA	32	27	59	(4)	3	3		
B. Chittleborough	WA	A							
K. Read	WA	31	36	67			3		
G. Maley	WA	34	34	68		3			
P. MacLean	WA	37	31	68					
B. Hynes	VIC	30	34	64					
P. Mathers	VIC	A							
V. Pham	VIC	A							
D. Gravette	VIC	A							
P. Filleul	VIC	sick							
I. MacGregor	33	31	64						
P. New	QLD	29	29	58	(3)				

Putts Winner:- Wayne Parsons QLD 57
Runner up:- Mark Aird QLD 58
Third:- Peter New QLD 58

"ALAN BALDWIN" MEMORIAL TROPHY RESULT

WINNER:-	Queensland	81
RUNNER UP:-	Western Australia	27
THIRD:-	New South Wales	15
FOURTH:-	Victoria	2

7TH AUSTRALIAN DEAF CHAMPIONSHIP

PERPERTUAL SHIELDS WINNERS

“W. J. Engel” Shield :- Queensland 358

2 ADGA Trophies :- Best Pairs of 36 Holes (Gross) :-
D. Perrins & P. New (QLD) - 176

Best Pairs of 36 Holes (Nett) :-
M. Aird & R. Hayden (QLD) - 143

“A. Levitzke” Shield :- Queensland Match Play 4 Wins

“S. A. Jones” Open Trophy :- W. Perrins (QLD) (36 Holes)
“B” :- D. Muggleton (VIC) (36 Holes)

“D. S. Lynn” Trophy :- Iain MacGregor (QLD)

ADGA Trophy :- Best Putter :- Wayne Parsons (QLD) - 57

ADGA Trophy :- King of the Pins :- Tony Klimek (WA)

ADGA Trophy :- Longest Drive :- Round 1 Wayne Parsons (QLD)
Round 2 Mark Aird (QLD)

ADGA Trophy :- Booby :- Peter Maclean (WA)

“Alan Baldwin” Trophy :- Queensland 81

“B. Trainor” Trophy :- Iain MacGregor

AUSTRALIAN TEAM

Selected:-

at the 7th Australian Deaf Golf Championship held in Brisbane 1988

- | | | |
|----|----------------|-----|
| 1. | Wayne Parsons | QLD |
| 2. | Tony Klimek | WA |
| 3. | Mark Aird | QLD |
| 4. | Daly Perrins | QLD |
| 5. | Iain MacGregor | QLD |
| 6. | Peter New | QLD |
| 7. | Bill Hynes | VIC |
| 8. | Ken Read | WA |

ADGA Match Secretary
Ray Hayden 9 January 1988

1990 - 91

Australian Deaf Games
Hobart, Tasmania

AUSTRALIAN DEAF GOLF ASSOCIATION CHAMPIONSHIP

at
Royal Hobart Golf Club, course par 72

6th

FOURSOME TEAMS & PAIRS CHAMPIONSHIP

36 Holes , Monday 7 January 1991

and

8th

STATE TEAMS & INDIVIDUAL CHAMPIONSHIP

8 - 11 January 1991

STATE TEAMS LIST

New South Wales

C. Douglas
R. Byrnes
B. Lindner
D. Muggleton
R. Woods
G. Seymour
A. Allen (Res)

Queensland

W. Parsons (Captain)
R. Hayden
W. Eadie
P. Burrowes
W. Witalik
M. Aird
W. Saunders (Res)

Western Australia

K. Read (Captain)
T. Klimek
G. Maley
B. Chittleborough
B. Hatchard
H. Elson

Victoria

C. Bourke (Captain)
R. Toyne
V. Pham
W. Hately
R. Reid
M. Andersson

Ladies:-

D. Hayden
J. Marc

8th Australian Deaf Golf Championship, Hobart 1991

New South Wales Team



From left: R. Woods, C. Douglas, D. Muggleton, G. Seymour, B. Lindner & R. Byrnes

Western Australia Team



From Left: T. Klimek, G. Maley, K. Read, B. Hatchard, B. Chittleborough & H. Elson.

8th Australian Deaf Golf Championship, Hobart 1991

Queensland Team



From left: W. Witalik, M. Aird, W. Parsons, R. Hayden, P. Burrowes & W. Eadie.

Victoria Team



From Left: R. Reid, P. Bourke, M. Andersson, R. Toyne, V. Pham & W. Hatley.

6TH FOURSOME INDIVIDUAL CHAMPIONSHIP

Royal Hobart Golf Club, Hobart, Tasmania

7TH January 1991

36 HOLES GROSS RESULT

<u>Pl.</u>	<u>Name</u>	<u>State</u>	<u>Round 1</u>	<u>Round 2</u>	<u>Total Gross</u>
1.	R. Toyne & P. Bourke	VIC	78	83	161
2.	T. Klimek & K. Read	WA	98	93	191
3.	W. Parsons & R. Hayden	QLD	94	103	197
4.	H. Elson & B. Hatchard	WA	101	100	201
5.	M. Aird & W. Eadie	QLD	98	105	203
6.	C. Douglas & R. Woods	NSW	110	104	214
7.	R. Byrnes & D. Muggleton	NSW	102	114	216
8.	B. Chittleborough & G. Maley	WA	113	105	218
9.	W. Witalik & P. Burrowes	QLD	113	110	223
10.	G. Seymour & B. Lindner	NSW	114	120	234
11.	M. Andersson & R. Reid	VIC	122	115	237
12.	W. Hatley & V. Pham	VIC	114	125	239

1st Round Winner :-	R. Toyne & P. Bourke	(VIC)	78
Runner-Up :-	W. Parsons & R. Hayden	(QLD)	94
2nd Round Winner :-	T. Klimek & K. Read	(WA)	93
Runner-Up :-	H. Elson & B. Hatchard	(WA)	100
36 Holes Winner :-	R. Toyne & P. Bourke	(VIC)	161
Runner-Up :-	T. Klimek & K. Read	(WA)	191

36 HOLES NETT RESULT

<u>Pl.</u>	<u>Name</u>	<u>State</u>	<u>H'cap</u>	<u>Round 1</u>	<u>Round 2</u>	<u>Total</u>
1.	R. Toyne & P. Bourke	VIC	8½	69½	74½	144
2.	H. Elson & B. Hatchard	WA	22½	78½	77½	156
3.	C. Douglas & R. Woods	NSW	23	77	81	158
4.	T. Klimek & K. Read	WA	15½	82½	77½	160
5.	R. Byrnes & D. Muggleton	NSW	27	75	87	162
6.	M. Aird & W. Eadie	QLD	18½	79½	86½	166
7.	W. Parsons & R. Hayden	QLD	14½	79½	88½	168
8.	B. Chittleborough & G. Maley	WA	23½	89½	81½	171
9.	G. Seymour & B. Lindner	NSW	25½	88½	94½	183
9.	M. Andersson & R. Reid	VIC	27	95	88	183
10.	W. Witalik & P. Burrowes	QLD	19	94	91	185
11.	W. Hatley & V. Pham	VIC	27	87	98	185

1st Round Winner :-	P. Muggleton & R. Byrnes	(NSW)	75
Runner-Up :-	C. Douglas & R. Woods	(NSW)	77
2nd Round Winner :-	B. Chittleborough & G. Maley	(WA)	81½
Runner-Up :-	M. Aird & W. Eadie	(QLD)	86½
36 Holes Winner :-	H. Elson & B. Hatchard	(WA)	156
Runner-Up :-	C. Douglas & R. Woods	(NSW)	158

6TH FOURSOME STATE TEAMS CHAMPIONSHIP

36 holes for the "W.J.ENGEL" shield

at

Royal Hobart Golf Club, Hobart, Tasmania

7th January 1991

Western Australian Team 36 Holes Gross 36 Holes Nett

T. Klimek & K. Read	* 191	160
B. Chittleborough & G. Maley	218	171
H. Elson & B. Hatchard	* 201	156
Gross Total - 2 Best Pairs	392	

Victoria Team

R. Toyne & P. Bourke	* 161 *	144
M. Andersson & R. Reid	* 237 *	183
W. Hately & V. Pham	239	185
Gross Total - 2 Best Pairs	398	

Queensland Team

W. Parsons & R. Hayden	* 197 *	168
W. Witalik & P. Burrowes	223	185
M. Aird & W. Eadie	* 203 *	166
Gross Total - 2 Best Pairs	400	

New South Wales Team

C. Douglas & R. Woods	* 214 *	158
R. Byrnes & D. Muggleton	* 216 *	162
G. Seymour & B. Lindner	234	183
Gross Total - 2 Best Pairs	430	

STATE TEAMS RESULT

State Team Winner	Western Australia	392
Second	Victoria	398
Third	Queensland	400
Fourth	New South Wales	430

8th AUSTRALIAN DEAF INDIVIDUAL CHAMPIONSHIP

72 Holes for the "S.A. JONES" Trophy
at Royal Hobart Golf Club, Hobart, Tasmania
8 - 11 January 1991

GROSS RESULT

Pl.	Name of Player	State	Round 1	Round 2	Round 3	Round 4	Total
1.	W. Parsons	QLD	89	82	85	80	336
2.	P. Bourke	VIC	83	85	82	86	336
3.	M. Aird	QLD	88	86	82	89	345
4.	W. Witalik	QLD	84	92	85	90	351
5.	T. Klimek	WA	87	86	87	93	353
6.	R. Toyne	VIC	87	89	92	93	361
7.	B. Hatchard	WA	92	91	92	98	373
8.	C. Douglas	NSW	100	96	88	94	378
9.	K. Read	WA	90	97	100	103	390
10.	B. Chittleborough	WA	102	96	109	106	413
10.	W. Eadie	QLD	107	106	102	98	413
11.	B. Lindner	NSW	99	105	100	110	414
12.	R. Hayden	QLD	114	99	104	107	424
13.	R. Reid	VIC	100	122	102	102	426
14.	W. Hately	VIC	107	105	109	111	432
15.	G. Maley	WA	107	103	110	113	433
16.	H. Elson	WA	110	99	112	116	437
17.	R. Byrnes	NSW	109	111	110	117	447
18.	D. Muggleton	NSW	117	117	109	108	451
19.	G. Seymour	NSW	115	127	110	116	468
20.	P. Burrowes	QLD	123	114	123	120	480
21.	M. Andersson	VIC	111	120	131	122	484
22.	V. Pham	VIC	138	132	119	121	510
--	R. Woods	NSW	108	106	104	---	318
--	J. Marc	QLD	103	---	---	---	103
--	W. Saunders	QLD	120	---	---	---	120
--	D. Hayden	QLD	---	---	---	---	Absent
--	A. Allen	NSW	---	---	---	---	Absent

"S. A. Jones" Trophy

Winner :- W Parsons (QLD) — 336 > Won Sudden-Death Play Off

Runner-Up :- P. Bourke (VIC) — 336

8th AUSTRALIAN DEAF INDIVIDUAL CHAMPIONSHIP

72 Holes for the "S.A. Jones " Trophy
at Royal Hobart Golf Club, Hobart, Tasmania
8 - 11 January 1991

NETT RESULT

Pl.	Name of Player	State	H/cap	Rnd 1	Rnd 2	Rnd 3	Rnd 4	Total
1.	C. Douglas	NSW	22	78	74	66	72	290
2.	W. Parsons	QLD	9	80	73	76	71	300
3.	B. Hatchard	WA	18	74	73	74	80	301
4.	M. Aird	QLD	10	78	76	72	79	305
4.	W. Eadie	QLD	27	80	79	75	71	305
5.	W. Witalik	QLD	11	73	81	74	79	307
6.	T. Klimek	WA	11	76	75	76	82	309
7.	K. Read	WA	20	70	77	80	83	310
8.	R. Toyne	VIC	12	75	77	80	81	313
9.	P. Bourke	VIC	5	78	80	77	81	316
10.	B. Lindner	NSW	24	75	81	76	86	318
10.	R. Reid	VIC	27	73	95	75	75	318
11.	W. Hatley	VIC	27	80	78	82	84	324
12.	G. Maley	WA	27	80	76	83	86	325
13.	B. Chittleborough	WA	20	78	76	89	86	329
13.	H. Elson	WA	27	83	72	85	89	329
14.	R. Byrnes	NSW	27	82	84	83	90	339
15.	D. Muggleton	NSW	27	90	90	82	81	343
16.	R. Hayden	QLD	20	94	79	84	87	344
17.	G. Seymour	NSW	27	88	100	83	89	360
18.	P. Burrows	QLD	27	96	87	96	93	372
19.	M. Andersson	VIC	27	84	93	104	95	376
20.	V. Pham	VIC	27	109	105	92	94	400
--	R. Woods	NSW	24	84	82	80	--	246
--	W. Saunders	QLD	27	93	--	--	--	93
--	J. Marc	QLD	36	67	--	--	--	67
--	D. Hayden	QLD	26	--	--	--	--	Absent
--	A. Allen	NSW	27	--	--	--	--	Absent

"D. Lynn" Trophy

Winner :- C. Douglas (NSW) — 290

Runner-Up :- W. Parsons (QLD) — 300

8th AUSTRALIAN DEAF INDIVIDUAL CHAMPIONSHIP

DAILY RESULT

	<u>1st Round</u>	<u>2nd Round</u>	<u>3rd Round</u>	<u>Final Round</u>
Gross Winner :-	P. Bourke	W. Parsons	M. Aird *	W. Parsons
Runner-Up :-	W. Witalik	P. Bourke	P. Bourke	P. Bourke
Nett Winner :-	K. Read	H. Elson	C. Douglas	W. Eadie
Runner-Up :-	R. Reid	B. Hatchard	W. Witalik	C. Douglas
Longest Drive Winner :-	W. Witalik	M. Aird	W. Parsons	W. Parsons
Nearest Pins -- 4th Hole :-	R. Reid	R. Hayden	K. Read	W. Parsons
8th Hole :-	T. Klimek	P. Bourke	P. Bourke	P. Bourke
11th Hole :-	B. Lindner	R. Toyne	M. Aird	B. Chittleborough
15th Hole :-	W. Witalik	W. Witalik	B. Hatchard	K. Read
Pitch / Putts - Winner :-	W. Eadie	W. Parsons *	W. Parsons	T. Klimek
Runner-Up :-	P. Bourke	B. Chittleborough	B. Hatchard	M. Aird

* Count Back

PUTT RESULT

<u>Pl.</u>	<u>Players</u>	<u>State</u>	<u>Round</u>	<u>Round 2</u>	<u>Round 3</u>	<u>Round 4</u>	<u>Total</u>
			1				
1	W. Parsons	QLD	33	28	29	31	121
2	M. Aird	QLD	31	31	32	27	121
3	C. Douglas	NSW	32	33	32	29	126
4	B. Hatchard	WA	32	33	29	32	126
5	T. Klimek	WA	32	35	34	26	127
6	W. Witalik	QLD	32	33	33	31	129
7	W. Hately	VIC	30	33	35	31	129
8	W. Eadie	QLD	27	36	35	32	130
9	P. Bourke	VIC	29	34	33	34	130
10	B. Chittleborough	WA	37	28	32	35	132
11	K. Read	WA	29	34	36	34	133
12	B. Lindner	NSW	35	32	32	35	134
13	R. Toyne	VIC	36	33	34	32	135
14	G. Seymour	NSW	34	36	35	32	137
15	R. Reid	VIC	40	33	33	34	140
16	G. Maley	WA	36	33	34	37	140
17	R. Byrnes	NSW	34	35	36	36	141
18	D. Muggleton	NSW	36	38	34	33	141
19	R. Hayden	QLD	34	33	39	35	141
20	P. Burrowes	QLD	37	36	30	38	141
21	H. Elson	WA	43	29	32	38	142
22	V. Pham	VIC	40	31	36	36	143
23	M. Andersson	VIC	39	37	44	29	149
	R. Woods	NSW	35	32	38	--	

“ALAN BALDWIN” MEMORIAL TROPHY

Winner:-	Queensland	149
Runner up:-	Western Australia	117
Third:-	Victoria	94
Fourth:-	New South Wales	48

8TH AUSTRALIAN DEAF TEAMS CHAMPIONSHIP

72 Holes for the "A. Levitzke" Shield
at Royal Hobart Golf Club, course par 72

72 HOLES TEAMS RESULT

<u>Queensland Team</u>	<u>Round 1</u>	<u>Round 2</u>	<u>Round 3</u>	<u>Round 4</u>	
W. Parsons	89	82	85	80	
R. Hayden	114	99	104	107	
W. Eadie	107	106	102	98	
P. Burrowes	123	114	123	120	
W. Witalik	84	92	85	90	
M. Aird	88	86	82	89	
4 Best Out of 6 - Total	368	359	354	357	1438 - First
 <u>Western Australia Team</u>					
K. Read	90	97	100	103	
T. Klimek	87	86	87	93	
H. Elson	110	99	112	116	
G. Maley	107	103	110	113	
B. Chittleborough	102	96	109	106	
B. Hatchard	92	91	92	98	
4 Best Out of 6 - Total	371	370	388	400	1529 - Second
 <u>Victoria Team</u>					
R. Toyne	87	89	92	93	
P. Bourke	83	85	82	86	
W. Hatley	107	105	109	111	
R. Reid	100	122	102	102	
M. Andersson	111	120	131	122	
V. Pham	138	132	119	121	
4 Best Out of 6 - Total	377	399	385	392	1553 - Third
 <u>New South Wales Team</u>					
R. Byrnes	109	111	110	117	
C. Douglas	100	96	88	94	
B. Lindner	99	105	100	110	
D. Muggleton	117	117	109	108	
G. Seymour	115	127	110	116	
R. Woods	108	106	104	---	
4 Best Out of 6 - Total	416	418	401	428	1663 - Fourth

STATE TEAMS FINAL POSITION

State Team	Round 1	Round 2	Round 3	Round 4	Total	Results
Queensland	368	359	354	357	1438	First
Western Australia	371	370	388	400	1529	Second
Victoria	377	399	385	392	1553	Third
New South Wales	416	418	401	428	1663	Fourth

LOCAL RULES

- Ground outside of the Club boundaries is "Out of bounds". (Rule 27-1).
- Staked trees are immovable obstructions.
Relief without penalty **MUST** be taken under Rule 24-2b.
- Sprinklers must not be moved, turned off, or hoses kinked.
Relief without penalty is available under Rule 24-2b.
- The area covered by an operating sprinkler is "Casual Water"
Relief without penalty may be taken under rule 25-1.
- If a Sprinkler located within two club lengths of the putting green intervenes on the line of play of a ball lying through the green within two club lengths of the obstruction, the ball may be dropped at the nearest point of relief not nearer the hole without penalty.

SEE NOTICE BOARD FOR CURRENT LOCAL RULES

PENALTY FOR BREACH OF LOCAL RULE:

- Stroke Play - 2 Strokes
- Match Play - Loss of Hole.

Lowest Marker is Captain of each Match and is responsible for speed, rules and etiquette.


ASSOCIATES MATCH PLAY HANDICAP INDEX

STROKES GIVEN	1	2	3	4	5	6	7	8	9	10	11	12	13	14	15	16	17	18
HOLE No.	8	12	4	16	10	6	14	2	18	7	11	3	15	5	13	9	17	1



ANZ will help you get there.

COX KAY PRINT 9/90



EVENT										HANDICAP			DATE			VISITOR'S HOME CLUB			RESULT					
PLAYER 1																GROSS								
Christian name - Surname																								
PLAYER 2																								
HOLE	MEMBERS			ASSOCIATES			PLAYER			MARKER			HOLE	MEMBERS			ASSOCIATES			PLAYER			MARKER	
	Matchplay & Stroke Index	METRES	PAR	STROKE INDEX	METRES	PAR	1	2	0	1	2	0		1	2	3	4	5	6	7	8	9	10	11
1	1/19	402	4	16	391	5							10	4/22	384	4	3	320	4					
2	8/26	331	4	6	277	4							11	18	127	3	18	112	3					
3	3/21	409	4	2	329	4							12	15	445	5	7	409	5					
4	14	134	3	17	127	3							13	5/23	512	5	5	426	5					
5	12	315	4	10	261	4							14	2/20	393	4	1	335	4					
6	17	436	5	6	405	5							15	7/25	200	3	9	182	3					
7	16	309	4	14	297	4							16	9/27	362	4	15	280	4					
8	10	177	3	12	156	3							17	13	329	4	11	277	4					
9	6/24	491	5	4	429	5							18	11	359	4	13	303	4					
OUT	3004 36			2672 37									IN	3111 36			2644 36							
MARKERS SIGNATURE:										A.C.R. 72.1			OUT 3004 36			2672 37								
PLAYERS SIGNATURE:										T.L.G.U. SS 73			TOTAL 6115 72			5316 73								
										D.C.R.			PLEASE REPLACE DIVOTS & REPAIR PITCH MARKS			DEDUCT HANDICAP								
																NETT SCORE								

INDIVIDUAL 18 HOLES STABLEFORD

at

Royal Hobart Golf Club, course par 72
for the "B. TRAINOR" Trophy

15 January 1991

<u>Name</u>	<u>State</u>	<u>H'cap</u>	<u>Score</u>
C. Douglas	NSW	22	43
T. Klimek	WA	11	41
B. Hatchard	ACT	18	36
J. Marc	QLD	36	36
R. Toyne	VIC	12	31
W. Witalik	QLD	11	31
G. Maley	WA	27	30
M. Aird	QLD	10	29
D. Muggleton	NSW	27	29
W. Parsons	QLD	9	28
R. Hayden	QLD	20	26
P. Bourke	VIC	5	26
G. Seymour	NSW	27	25
M. Andersson	VIC	27	15
Watson			10
Winner :-	C. Douglas	NSW	43
Runner-Up :-	T. Klimek	WA	41

Nearest Pins

4th Hole	M. Aird	(QLD)
8th Hole	B. Hatchard	(ACT)
11th Hole	C. Douglas	(NSW)
15th Hole	C. Douglas	(NSW)

(Happy Birthday W. Parsons Today)

8th Australian Deaf Golf Championship, Hobart 1991

AUSTRALIAN TEAM



From left: W. Parsons, P. Bourke, M. Aird, W. Witalik, T. Klimek, B. Harchard, R. Toyne & C. Douglas

The Players



From Left: W. Parsons Individual Winner, P. Bourke Runner up, Back: T.Klimek 5th

AUSTRALIAN DEAF GOLF ASSOCIATION

PERPERTUAL SHIELDS WINNERS

"W. J. Engel" Shield :- Western Australian Team — 392

2 ADGA Trophies :- Best Pairs of 36 Holes (Gross) :-
R. Toyne & B. Bourke (VIC) — 161

Best Pairs of 36 Holes (Nett) :-
H. Elson & B. Hatchard (WA) — 156

"A. Levitzke" Shield :- Queensland Team — 1438

"S. A. Jones" Trophy :- W. Parsons (QLD) — 336

"D. S. Lynn" Trophy :- C. Douglas (NSW) — 290

ADGA Trophy :- Best Putter :- W. Parsons (QLD) — 21 } Tied
M. Aird (QLD) — 21

ADGA Trophy :- King of the Pins :- W. Witalik (QLD) — 6

ADGA Trophy :- Longest Drive :- W. Parsons (QLD) — 3

ADGA Trophy :- Booby :- V. Pham (VIC) — 510

"Alan Baldwin" Trophy :- Queensland Team — 147

"B. Trainor" Trophy :- C. Douglas (NSW) — 43 Points

AUSTRALIAN TEAM

Selected:-

at the 8th Australian Deaf Golf Championship

1. W. Parsons QLD
2. P. Bourke VIC
3. M. Aird QLD
4. W. Witalik QLD
5. T. Klimek WA
6. R. Toyne VIC
7. B. Hatchard WA
8. C. Douglas NSW

ADGA Match Secretary Ray Hayden January 1991