

1979 - 80

Australian Deaf Games
Sydney, New South Wales

AUSTRALIAN DEAF GOLF ASSOCIATION CHAMPIONSHIP

2nd

FOURSOME TEAMS & PAIRS CHAMPIONSHIP

4 January 1980

36 Holes, at Miurfield Golf Club, course par 70
and

4th

STATE TEAMS & INDIVIDUAL CHAMPIONSHIP

6 - 9 January 1980

at

Liverpool Golf Club, course par 72

STATE TEAMS LIST

New South Wales

R. Woods (Captain)
D. Cunniffe
J. Payne
J. McGlynn
L. Collins
P. Hannan

Queensland

K. Hayden (Captain)
R. Hayden
D. Hooper
P. New
B. Boike
D. Christensen

Western Australia

G. Maley (Captain)
L. Newport
G. Wright
G. Strachan
B. Chittleborough
G. Sutton
T. Klimek

Victoria

I. Peace (Captain)
B. Hynes
W. Hately
B. Stevenson
M. Dyson
G. Gideon

2nd FOURSOME CHAMPIONSHIP

at

Muirfield Golf Club, New South Wales, par 70

36 HOLES GROSS RESULT

Pl.	Name	State	1st Round	2nd Round	Total
1.	L. Newport & G. Strachan	WA	91	88	179
2.	R. Woods & D. Cunniffe	NSW	90	92	182
2.	G. Wright & B. Chittleborough	WA	90	92	182
3.	B. Hynes & B. Stevenson	VIC	90	96	186
4.	I. Peace & W. Hately	VIC	93	95	188
5.	R. Hayden & K. Hayden	QLD	104	92	196
6.	J. Payne & J. McGlynn	NSW	96	101	197
7.	G. Maley & T. Klimek	WA	105	96	201
8.	G. Gideon & M. Dyson	VIC	102	104	206
9.	L. Collins & P. Hannan	NSW	99	108	207
10.	J. Churchill & M. Strachan	NSW	102	106	209
11.	D. Christensen & B. Boike	QLD	111	105	216
12.	G. Sutton & D. Hobbs	WA / QLD	112	110	228
13.	B. Drabsch & A. Allen	NSW	114	116	230
14.	D. Hooper & P. New	QLD	114	117	231

36 HOLES NETT RESULT

Pl.	Name	State	H'cap	1st Round	2nd Round	Total
1.	I. Peace & W. Hately	VIC	26	67	69	136
2.	J. Churchill & M. Strachan	NSW	36	66	71	137
2.	G. Maley & T. Klimek	WA	31	74	75	139
3.	G. Wright & B. Chittleborough	WA	21	69	71	140
4.	R. Woods & D. Cunniffe	NSW	20	70	72	142
5.	L. Newport & G. Strachan	WA	18	73	70	143
6.	J. Payne & J. McGlynn	NSW	26	70	75	145
6.	L. Collins & P. Hannan	NSW	31	68	77	145
7.	B. Hynes & B. Stevenson	VIC	20	70	76	146
7.	R. Hayden & K. Hayden	QLD	25	79	67	146
8.	G. Gideon & M. Dyson	VIC	29	73	75	148
9.	D. Christensen & B. Boike	QLD	33	78	72	150
10.	B. Drabsch & A. Allen	NSW	36	78	80	158
11.	G. Sutton & D. Hobbs	WA / QLD	31	81	79	160
12.	D. Hooper & P. New	QLD	31	83	86	169

Winner:-

36 Holes Gross:- L. Newport & G. Strachan (WA) -179

36 Holes Nett:- I. Peace & W. Hately (VIC) - 136

Runner-Up:-

G. Wright & B. Chittleborough (WA) 182

G. Maley & T. Klimek (WA) - 139

Pitch/Putts pts each:- G. Maley & T. Klimek (WA) - 12

G. Wright & B. Chittleborough (WA) - 11

Longest Drive:- B. Chittleborough

J. Churchill

Nearest the Pin:- 3rd Hole 9th Hole

First Round:- D. Hooper

G. Sutton

11th Hole

G. Strachan

15th Hole

Second Round:- G. Maley

J. McGlynn


2nd FOURSOME STATE TEAMS CHAMPIONSHIP

36 Holes for the "W. J. ENGEL" Shield
at
Muirfield Golf Club, New South Wales, par 70
4 January 1980


	<u>36 Holes Gross</u>	<u>36 Holes Nett</u>
<u>Western Australia Team :-</u>		
L. Newport & G. Strachan	179	143
G. Wright & B. Chittleborough	182	140
G. Maley & T. Klimek	201	139
Total (Gross) :	562	
<u>Victoria Team :-</u>		
B. Hynes & B. Stevenson	186	146
I. Peace & W. Hatley	188	136
G. Gideon & M. Dyson	206	148
Total (Gross) :	580	
<u>New South Wales Team :-</u>		
R. Woods & D. Cunniffe	182	142
J. Payne & J. McGlynn	197	145
L. Collins & P. Hannan	207	145
Total (Gross) :	586	
<u>Queensland Team :-</u>		
R. Hayden & K. Hayden	196	146
D. Hooper & P. New	213	169
D. Christensen & B. Boike	216	150
Total (Gross) :	643	

STATE TEAMS RESULT


State Team Winner	Western Australia	562
Second	Victoria	580
Third	New South Wales	586
Fourth	Queensland	643





LOCAL RULES



1. All stakes, vehicles, pegs, tree guards, sprinkler heads, tap boxes, hoops, grids and course signs to be treated as immovable obstructions - Rule 31-2.
2. A ball coming to rest on a soil filled divot hole may be lifted and dropped without penalty as near as possible to the original position but not nearer the hole - Rule 22.
3. A ball coming to rest in a divot hole or on bare ground on the practice fairway may be lifted and dropped at the nearest point of relief not nearer the hole, without penalty.
4. Through the green a ball which by force of impact, remains embedded in its own pit mark may be lifted without penalty, cleaned and dropped as near as possible to the spot where it lay and must come to rest not nearer the hole - Rule 22.
5. All that area used for the Club House and car park within the confines of the course is to be treated as G.U.R.
6. All grounds outside the wire mesh on the boundary fences to be treated as out of bounds.
7. All drains, ditches and water courses are defined by pegs - Rule 33.
8. Through the green all wheel tracks and formed paths to be treated as G.U.R.
9. All ground lying within two club lengths of the stake marking an ornamental tree shall be treated as G.U.R. A ball lying on such ground **MUST** be lifted and dropped - Rule 32-2a.
10. When a ball lies on the putting green and a drain outlet or sprinkler head interferes with the intended line of putt, the ball may be lifted and placed to avoid the sprinkler head or drain outlet as near as possible, but not nearer the hole.



PEGS
 WHITEG.U.R.
 YELLOWWATER HAZARD
 RED...
 LATERAL WATER HAZARD



Muirfield

GOLF CLUB LTD.

BARCLAY ROAD, NORTH ROCKS, 2151



Metre measurements are taken from the black discs at the centre of tee and the L.G.U. markers.

MEM/ASSOC.....

H'CAP.....

EVENT

DATE

RESULT

SCR NET

PARTNER.....

H'CAP.....

MARKER(signature).....

PLAYER(signature).....

	MEMBERS			ASSOCIATES			PLAYER/S		MARKER	
	METRES	PAR	H'CAP INDEX	METRES	PAR	H'CAP INDEX	+	-	+	-
1	482	5	9/27	471	5					
2	365	4	4/22	257	4					
3	137	3	17	131	3	16				
4	353	4	13/29	343	4					
5	355	4	6/23	337	4	10				
6	304	4	15/31	273	4	12				
7	369	4	2/20	336	4	8				
8	347	4	7/25	328	4	2				
9	141	3	11	83	3	10				
	2853	35	OUT	2569	35	OUT				

	MEMBERS			ASSOCIATES			PLAYER/S		MARKER	
	METRES	PAR	H'CAP INDEX	METRES	PAR	H'CAP INDEX	+	-	+	-
10	370	4	5/21	358	4					
11	186	3	10	142	3	15				
12	411	4	1/19	362	5	3				
13	468	5	16/30	463	5					
14	275	4	14/28	243	4	13				
15	173	3	3	162	3	7				
16	397	4	8/24	385	5	7				
17	291	4	12/26	286	4	3				
18	286	4	18/32	278	4	11				
	2857	35	IN	2688	37	IN				
	2853	35	OUT	2569	35	OUT				
	5710	70	TOT	5258	72	TOT				

MATCH INDEX	MEMBERS	18	8	12	3	14	6	10	1	16	5	11	2	15	7	13	4	17	9	A.C.R. 69	H'CAP
	HOLE NO	1	2	3	4	5	6	7	8	9	10	11	12	13	14	15	16	17	18	L.D.U. 72	NET
	ASSOCIATES	4	14	16	2	6	12	8	10	18	7	17	3	1	13	15	5	9	11		

Design copyright FRP Publicity P/L 16/8/76 - 683 2404

Local Rules to be read in conjunction with the Rules of Golf

1. OUT OF BOUNDS: Golf course boundary fences, clubhouse, sealed surrounding paths, car park, clubhouse lawns and areas is indicated when playing on 10th and 16th holes.
2. All lakes and ponds are lateral hazards except at 4th hole where the lake is a water hazard, but when playing 12th hole it is a lateral water hazard. Margins to be the water level.
3. Practice Putting Greens to be treated as "G.U.R. play prohibited" in competitions.
4. Water hazards defined by Yellow Pegs, lateral hazards by Red Pegs and G.U.R. by Markers.
5. Head walls, Drainage Pipes and Sumps to be treated in accordance with Rule 31 (2).
6. All service roads or tracks—ball must be played as it lies except when in a wheel track. Drop may be taken at nearest point of relief not nearer the hole.
7. The area within two club-lengths of the trunk of a staked tree or a tree under two club-lengths high is to be treated as G.U.R. and Rule 32 (1) applies.

SLOW PLAYERS MAY BE PENALISED - RULE 37

Match Play Index — Members and Associates

Hole	1	2	3	4	5	6	7	8	9	10	11	12	13	14	15	16	17
Index	18	8	12	3	14	6	10	1	16	5	11	2	15	7	13	4	17

Printed by Frank E. Ollis Pty. Limited - Liverpool N.S.W. - 1977

JOHN ALAN MOTORS
176 HUME HIGHWAY, CABRAMATTA.
Telephone: 72-3123

For selected USED CARS,
see your club members
JOHN McHUGH
or
ALAN BEVERIDGE



LIVERPOOL
GOLF CLUB LTD.

HOLLYWOOD DRIVE, LANSDALE

Club Phone: 728-7777

Professional: 727-2422
728-7922

AGU Rating 73
LGU Rating 73

HANDICAP

COMPETITION

STROKE	PAR

PLAYER

PLAYER

Nearest the Pin 14 & 18

HOLE	MEMBER			ASSOCIATE			PLAYER		MARKER		HOLE	MEMBER			ASSOCIATE			PLAYER		MARKER	
	METRES	PAR	INDEX	METRES	PAR	INDEX	RESULT	RESULT	METRES	PAR		INDEX	METRES	PAR	INDEX	RESULT	RESULT				
1	329	4	18	285	4	13	/	/	/	/	10	352	4	9	320	4	7	/	/	/	/
2	384	4	$\frac{5}{22}$	348	4	6	/	/	/	/	11	398	4	$\frac{2}{20}$	370	5	18	/	/	/	/
3	512	5	$\frac{12}{23}$	483	5	1	/	/	/	/	12	374	4	6	267	4	11	/	/	/	/
4	156	3	8	110	3	15	/	/	/	/	13	517	5	$\frac{14}{25}$	448	5	3	/	/	/	/
5	374	4	$\frac{7}{26}$	335	4	5	/	/	/	/	14	142	3	13	133	3	14	/	/	/	/
6	183	3	3	151	3	10	/	/	/	/	15	407	4	$\frac{4}{21}$	317	4	9	/	/	/	/
7	320	4	15	243	4	17	/	/	/	/	16	411	4	$\frac{1}{19}$	389	5	8	/	/	/	/
8	475	5	$\frac{17}{24}$	444	5	4	/	/	/	/	17	462	5	$\frac{16}{27}$	439	5	2	/	/	/	/
9	366	4	10	299	4	12	/	/	/	/	18	165	3	11	156	3	16	/	/	/	/
Out	3099	36		2698	36						In	3228	36		2839	38					

Out	3099	36	2698	36
Tot.	6327	72	5537	74
Result scratch				
net				
Deduct Handicap				
NET				
TOTAL				

Player.....
Marker.....
Date.....

HANDICAPS MUST BE SHOWN — OR DEEMED TO PLAY OFF SCRATCH
REPLACE DIVOTS — SMOOTH OUT BUNKERS REMEMBER — SLOW PLAY SPOILS THE DAY

4th AUSTRALIAN DEAF GOLF INDIVIDUAL CHAMPOINSHIP

72 Holes for the "S. A. Jones" Trophy
at Liverpool Golf Course, par 72
January 1980

GROSS RESULT

Pos	Player	State	Round 1	Round 2	Round 3	Round 4	Total
1.	Bill Hynes	VIC	99	85	80	84	348
2.	Geoff Wright	WA	96	90	91	89	366
3.	Greg Strachan	WA	93	99	91	93	376
4.	Gary Sutton	WA	100	94	89	95	378
5.	Ray Hayden	QLD	97	93	100	94	384
5.	Bevin Chittleborough	WA	109	87	90	98	384
6.	Dennis Cunniffe	NSW	103	101	92	89	385
6.	Len Newport	WA	97	102	92	94	385
7.	Kevin Hayden	QLD	99	96	93	99	387
8.	Wally Hately	VIC	100	96	95	97	388
9.	John McGlynn	NSW	103	99	94	95	391
10.	John Payne	NSW	112	100	94	97	393
11.	Ian Peace	VIC	110	98	93	93	394
12.	Ron Woods	NSW	134	89	92	88	403
13.	Geoff Maley	WA	101	107	97	101	406
14.	Bruce Stevenson	VIC	103	104	101	100	408
14.	Tony Klimek	WA	111	101	90	106	408
15.	David Christensen	QLD	111	105	97	101	414
16.	Des Hooper	QLD	107	97	110	102	416
16.	George Gideon	VIC	108	97	104	107	416
17.	John Churchill	NSW	112	115	100	97	424
18.	Melby Dyson	VIC	117	109	106	103	435
19.	Peter Hannan	NSW	131	115	100	109	455
20.	Michael Strachan	NSW	116	109	115	116	456
21.	Alf Allen	NSW	110	121	109	117	457
22.	Peter New	QLD	130	117	111	109	467
23.	Bruce Drabsch	NSW	122	118	127	116	483
24.	Bob Boike	QLD	140	114	109	109	492
25.	Dennis Hobbs	QLD	147	128	120	141	536
--	Len Collins	NSW	108	107	112	--	Retired

Individual Championship Winner :- Bill Hynes WA 348

Runner-up :- Geoff Wright WA 366

Lowest Single Gross Score :- Bill Hynes VIC 80

Highest Single Gross Score :- Dennis Hobbs QLD 147

International / Australian Deaf Golf Team Members — Messrs Bill Hynes, Geoff Wright, Greg Strachan, Gary Sutton, Ray Hayden, Bevin Chittleborough. **Reserves** — Dennis Cunniffe & Len Newport. **Team Manager** — Ian Peace until next Australian Deaf Games (Hobart 1982 - 83).

4th AUSTRALIAN DEAF INDIVIDUAL CHAMPIONSHIP

72 Holes for the "David Lynn" Trophy
at
Liverpool Golf Course, par 72, Sydney, New South Wales

NETT RESULT

Pl.	Players	State	Handicaps	Round 1	Round 2	Round 3	Round 4	Total
1.	J. McGlynn	NSW	29-29-28-25--24	74	70	66	70	280
2.	G. Sutton	WA	26-26-24-20--22	74	68	65	75	282
3.	J. Churchill	NSW	36-36-36-32--32	76	79	64	65	284
4.	G. Wright	WA	21-21-19-19--18	75	69	72	70	286
5.	G. Maley	WA	31-30-30-27--28	70	77	67	74	288
6.	K. Hayden	QLD	25-25-24-22--24	74	71	69	77	291
6.	W. Hately	VIC	25-25-24-23--24	75	71	71	74	291
7.	R. Hayden	QLD	24-24-22-22--23	73	69	78	72	292
8.	B. Hynes	VIC	15-15-14-11--11	84	70	66	74	293
8.	I. Peace	VIC	26-26-26-23--23	84	72	67	70	293
9.	T. Klimek	WA	30-30-29-23--28	81	71	61	83	296
10.	D. Christensen	QLD	30-30-30-27--29	81	75	67	74	297
11.	D. Cunniffe	NSW	21-21-21-20--22	82	80	71	67	302
12.	G. Gideon	VIC	29-29-27-27--31	79	68	77	80	304
13.	J. Payne	NSW	22-22-22-22--22	90	78	72	65	305
14.	B. Stevenson	VIC	25-25-25-25--29	78	79	76	75	308
14.	G. Strachan	WA	17-17-17-17--20	76	82	74	76	308
15.	L. Newport	WA	19-19-19-19--22	78	83	73	75	309
16.	B. Chittleborough	WA	20-20-17-17--20	89	67	73	81	310
16.	D. Hooper	QLD	27-27-26-26--30	80	70	84	76	310
17.	A. Allen	NSW	36-36-36-36--36	74	85	73	81	313
18.	M. Strachan	NSW	35-35-35-35--36	81	74	80	81	316
19.	P. Hannan	NSW	34-34-34-31--36	97	81	66	78	322
20.	M. Dyson	VIC	28-28-28-28--34	89	81	78	75	323
21.	R. Woods	NSW	19-21-19-19--18	115	68	73	69	325
22.	P. New	QLD	35-35-35-35--36	95	82	76	74	327
23.	B. Drabsch	NSW	36-36-36-36--36	86	82	90	80	338
24.	B. Boike	QLD	36-36-36-36--36	104	78	73	93	348
25.	D. Hobbs	QLD	36-36-36-36--36	111	82	76	74	392
26.	L. Collins	NSW	28-28-28--36	80	79	84	Retired	323

Winner :- J. McGlynn NSW 280

Runner-Up :- G. Sutton WA 282

Lowest Nett Score :- T. Klimek WA 61

4th AUSTRALIAN DEAF INDIVIDUAL CHAMPIONSHIP

DAILY RESULT

	<u>1st Round</u>	<u>2nd Round</u>	<u>3rd Round</u>	<u>4th Round</u>
Gross Winner :-	G. Strachan	B. Hynes	B. Hynes	B. Hynes
Runner-Up :-	G. Wright	B. Chittleborough	G. Sutton	J. Payne
Nett Winner :-	G. Maley	B. Chittleborough	T. Klimek	J. Payne
Runner-Up :-	R. Hayden	G. Gideon	J. Churchill	R. Woods
Longest Drive Winner :-	B. Hynes	R. Hayden	J. McGlynn	B. Hynes
Runner-Up :-	G. Strachan	P. New	B. Chittleborough	R. Hayden
Nearest Pins - 4th Hole :-		R. Woods	G. Strachan	B. Hynes
6th Hole :-	B. Hynes	J. Payne	P. Hannan	B. Chittleborough
14th Hole :-	L. Newport	D. Hooper	L. Newport	B. Hynes
18th Hole :-	L. Newport	B. Hynes	G. Gideon	G. Sutton
Pitch / Putts - Winner :-	G. Gideon	D. Hooper	M. Dyson	M. Dyson
Runner-Up :-	G. Maley	I. Peace	T. Klimek	D. Cunniffe
Booby :-	R. Woods	D. Hobbs	B. Drabsch	D. Hobbs

"ALAN BALDWIN" MEMORIAL TROPHY RESULT

States	Foursome	Round 1	Round 2	Round 3	Round 4	Total
Western Australia	69	22	35	12	36	174
New South Wales	18	13	18	36	27	112
Victoria	34	18	18	14	28	112
Queensland	22	12	5	1	11	51

4th AUSTRALIAN DEAF TEAMS CHAMPIONSHIP

72 Holes for the "A. Levitzke" Shield
at Liverpool Golf Club, course par 72

72 HOLES TEAM RESULT

	<u>Round 1</u>	<u>Round 2</u>	<u>Round 3</u>	<u>Round 4</u>	
<u>Western Australian Team</u>					
Len Newport	* 97 *	102	92	* 94 *	
Geoff Wright	* 96 *	* 90 *	91	* 89 *	
Greg Strachan	* 93 *	* 99 *	* 91 *	* 93 *	
Bevin Chittleborough	109	* 87 *	* 90 *	98	
Gary Sutton	* 100 *	* 94 *	* 89 *	* 95 *	
Tony Klimek	111	101	* 90 *	106	
4 Best Out of 6 - Total	386	370	360	371	1487

<u>Victorian Team</u>					
Ian Peace	110	* 98 *	* 93 *	* 93 *	
Bill Hynes	* 99 *	* 85 *	* 80 *	* 84 *	
Wally Hately	* 100 *	* 96 *	* 95 *	* 97 *	
Bruce Stevenson	* 103 *	104	* 101 *	* 100 *	
Melby Dyson	117	109	106	103	
George Gideon	* 108 *	* 97 *	104	107	
4 Best Out of 6 - Total	410	376	369	374	1529

<u>New South Wales Team</u>					
Ron Woods	134	* 89 *	* 92 *	* 88 *	
Dennis Cunniffe	* 103 *	* 101 *	* 92 *	* 89 *	
John Payne	* 112 *	* 100 *	* 94 *	* 97 *	
John McGlynn	* 103 *	* 99 *	* 94 *	* 95 *	
Len Collins	* 108 *	107	112	--	
Peter Hannan	131	115	100	109	
4 Best Out of 6 - Total	426	389	372	359	1546

<u>Queensland Team</u>					
Kevin Hayden	* 99 *	96	* 93 *	* 99 *	
Ray Hayden	* 97 *	96	* 100 *	* 94 *	
Des Hooper	* 107 *	97	110	* 102 *	
Peter New	130	117	111	109	
Bob Boike	140	114	* 109 *	109	
David Christensen	* 111 *	* 105 *	* 97 *	* 101 *	
4 Best Out of 6 - Total	414	391	399	396	1600

STATE TEAMS FINAL POSITION

State Team	Round 1	Round 2	Round 3	Round 4	Total	Position
Western Australia	386	370	360	371	1487	First
Victoria	410	376	369	374	1529	Second
New South Wales	426	389	372	359	1546	Third
Queensland	414	391	399	396	1600	Fourth

AUSTRALIAN vs THE REST TOURNAMENT
and Open Stableford
at Muirfield Golf Course, par 70
10th January 1980

<u>Australia</u>	<u>v</u>	<u>The Rest</u>	<u>Result</u>
R. Hayden	lost to	J. Churchill	1 Up
D. Cunniffe	lost to	M. Strachan	6 / 4
J. McGlynn	beat	B. Boike	6 / 4
I. Peace	lost to	G. Maley	1 Up
L. Newport	lost to	A. Allen	6 / 4
G. Strachan	beat	T. Klimek	2 Up
K. Hayden	beat	P. Hannan	3 / 1
J. Payne	beat	B. Drabsch	3 / 1
G. Sutton	beat	D. Hooper	1 Up
B. Chittleborough	lost to	M. Dyson	1 Up
B. Hynes	beat	R. Woods	2 UP

W. Hately played against G. Wright for final of Knockout Tournament and W. Hately won. B. Stevenson (The Rest) played with W. Engel otherwise :- W. Hately won 2 Up from B. Stevenson and G. Wright won 1 Up from B. Stevenson. The Australian won 6 to 5. The captain of Australia is Mr. I. Peace.

STABLEFORD

<u>Players</u>	<u>Scores</u>	<u>Gross</u>	<u>Putts</u>	<u>Players</u>	<u>Scores</u>	<u>Gross</u>	<u>Putts</u>
M. Strachan	46	97	5	T. Klimek	38	91	4
J. McGlynn	46	84	5	B. Hynes	38	81	3
R. Hayden	46	83	5	A. Allen	38	-	3
J. Churchill	44	93	5	P. Hannan	38	101	3
W. Hately	43	86	3	K. Hayden	37	91	4
G. Wright	42	82	4	B. Chittleborough	36	86	7
G. Maley	42	91	6	D. Hooper	36	94	3
J. Payne	42	82	4	D. Cunniffe	35	89	2
B. Stevenson	41	90	3	M. Dyson	33	100	5
R. Woods	40	83	2	I. Peace	33	97	7
G. Strachan	40	83	3	B. Drabsch	30	112	-
G. Sutton	39	87	6	B. Boike	40	102	3
L. Newport	38	87	3				

Stableford Winner :- M. Strachan (NSW) – 46 Count Back

Runner-Up :- J. McGlynn (NSW) – 46

Pitch Putter Winner :- B. Chittleborough (WA) – 7 Putts Count Back

Runner-Up :- I. Peace (VIC) – 7 Putts

Longest Drive Winner :- L. Newport (WA)

Runner :- J. McGlynn


Nearest Pin at 3rd Hole :- G. Maley (WA)

9th Hole :- T. Klimek (WA)

11th Hole :- M. Strachan (NSW)

15th Hole :- G. Strachan (WA)

KNOCK-OUT COMPETITION



Winner - W. Hately
Runner-up - G. Wright

AUSTRALIAN DEAF GOLF ASSOCIATION

PERPERTUAL SHIELDS WINNERS

“W. J. Engel” Shield :- Western Australia Team — 562

2 ADGA Trophies :- Best Pairs of 36 Holes (Gross) :-
L. Newport & G. Strachan (WA) — 179

Best Pairs of 36 Holes (Nett) :-
P. Hammond & C. Douglas (VIC) — 136

“A. Levitzke” Shield :- Western Australia Team — 1487

“S. A. Jones” Trophy :- B. Hynes (VIC) — 348

“D. S. Lynn” Trophy :- J. McGlynn (NSW) — 280

ADGA Trophy :- Best Putter :- M. Dyson (VIC) — 22

ADGA Trophy :- King of the Pins :- B. Hynes (VIC) — 15

ADGA Trophy :- Longest Drive :- B. Hynes (VIC) — 6

ADGA Trophy :- Booby :- D. Hobbs (QLD) — 536

“Alan Baldwin” Trophy :- Western Australia Team — 174

“B. Trainor” Trophy :- M. Strachan (NSW) — 46 Points

AUSTRALIAN TEAM

Selected:-

at the 4th Australian Deaf Golf Championship

- | | | |
|----|----------------------|-----|
| 1. | Bill Hynes | VIC |
| 2. | Geoff Wright | WA |
| 3. | Greg Strachan | WA |
| 4. | Gary Sutton | WA |
| 5. | Ray Hayden | QLD |
| 6. | Bevin Chittleborough | WA |

Match Secretary of ADGA
R. Hayden - 10 January 1988

1982 - 83

Australian Deaf Games
Melbourne, Victoria

AUSTRALIAN DEAF GOLF ASSOCIATION CHAMPIONSHIP

3rd

FOURSOME TEAMS & PAIRS CHAMPIONSHIP

30 December 1982

**36 Holes, at Kingswood Golf Course, course par 72
and**

5th

STATE TEAMS & INDIVIDUAL CHAMPIONSHIP

3 - 6 January 1983

at

Royal Melbourne Golf Club, east course par 72

STATE TEAMS LIST

New South Wales

D. Cunniffe (Captain)
I. McGlynn
R. Woods
I. Payne
L. Collins
P. Hannan

Queensland

K. Hayden (Captain)
R. Hayden
I. Peace
P. New
D. Hooper
D. Christensen

Western Australia

G. Maley (Captain)
L. Newport
T. Klimek
G. Strachan
G. Wright
G. Sutton

Victoria

B. Gibson (Captain)
B. Hynes
W. Hatley
G. Gideon
B. Stevenson
P. Mathers

3rd FOURSOME CHAMPIONSHIP
at
Kingswood Golf Course, Melbourne, Victoria
30 December 1982

36 HOLES GROSS RESULT

Pl.	Name	State	1st Round	2nd Round	Total
1.	L. Newport & T. Klimek	WA	89	92	181
2.	B. Hynes & B. Gibson	VIC	91	93	184
3.	G. Wright & G. Sutton	WA	91	96	187
4.	W. Hately & G. Gideon	VIC	96	96	192
5.	R. Woods & J. McGlynn	NSW	91	103	194
5.	R. Hayden & P. New	QLD	106	88	194
6.	D. Cunniffe & J. Payne	NSW	96	99	195
6.	B. Stevenson & P. Mathers	VIC	97	98	195
6.	I. Peace & D. Hooper	QLD	97	98	195
7.	L. Collins & T. Boyle	NSW	105	100	205
8.	D. Lynn & G. Maley	NSW / WA	108	99	207
9.	M. Dyson & C. Claxton	VIC	113	108	221
10.	N. Tilley & N. Hutchings	VIC	118	111	229

Winner

Runner-Up

1st Round	L. Newport & T. Klimek (WA) — 89	B. Hynes & B. Gibson (VIC) — 91
2nd Round	R. Hayden & P. New (QLD) — 88	L. Newport & T. Klimek (WA) — 92
36 Holes	L. Newport & T. Klimek (WA) — 181	B. Hynes & B. Gibson (VIC) — 184

36 HOLES NETT RESULT

Pl.	Name	State(s)	H'cap	1st Round	2nd Round	Total
1.	R. Hayden & P. New	QLD	34½	71½	53½	125
2.	L. Newport & T. Klimek	WA	27	62	65	127
2.	I. Peace & D. Hooper	QLD	34	63	64	127
3.	W. Hately & G. Gideon	VIC	31	65	65	130
4.	G. Wright & G. Sutton	WA	27½	63½	69½	133
4.	D. Lynn & G. Maley	NSW / WA	37	71	62	133
5.	B. Stevenson & P. Mathers	VIC	29	68	69	137
6.	L. Collins & T. Boyle	NSW	32½	72½	67½	140
7.	R. Woods & J. McGlynn	NSW	27½	65	75½	140½
8.	D. Cunniffe & J. Payne	NSW	26½	69½	72½	142
9.	B. Hynes & B. Gibson	VIC	20½	70½	72½	143
10.	M. Dyson & C. Claxton	VIC	37	76	71	147
11.	N. Tilley & N. Hutchings	NSW	37	81	74	155

Winner

Runner-Up

1st Round	L. Newport & T. Klimek (WA) — 62	I. Peace & D. Hooper (QLD) — 63
2nd Round	R. Hayden & P. New (QLD) — 53½	D. Lynn & G. Maley (NSW / WA) — 62
36 Holes	R. Hayden & P. New (QLD) — 125	I. Peace & D. Hooper (QLD) — 127 } L. Newport & T. Klimek (WA) — 127 }

3rd FOURSOME STATE TEAMS CHAMPIONSHIP

36 Holes for the "W. J. ENGEL" Shield
at
Kingswood Golf Course, Melbourne, Victoria
30 December 1982

	<u>1st Round</u>	<u>2nd Round</u>	<u>36 Holes</u>
<u>Western Australia Team :-</u>			
L. Newport & T. Klimek	* 89 *	* 92 *	
G. Wright & G. Sutton	* 91 *	* 96 *	
Gross Total - 2 Best Pairs	180	188	368

<u>Victoria Team :-</u>			
B. Hynes & B. Gibson	* 91 *	* 93 *	
M. Dyson & C. Claxton	113	108	
B. Stevenson & P. Mathers	97	98	
W. Hatley & G. Gideon	* 96 *	* 96 *	
N. Tilley & N. Hutchings	118	111	
Gross Total - 2 Best Pairs	187	188	376

<u>New South Wales Team :-</u>			
R. Woods & J. McGlynn	* 91 *	103	
D. Cunniffe & J. Payne	* 96 *	* 99 *	
L. Collins & T. Boyle	105	* 100 *	
Gross Total - 2 Best Pairs	187	199	386

<u>Queensland Team :-</u>			
R. Hayden & P. New	* 106 *	* 88 *	
I. Peace & D. Hooper	* 97 *	* 98 *	
Gross Total - 2 Best Pairs	203	186	389

STATE TEAMS RESULT

Winner	Western Australia	368
Second	Victoria	376
Third	New South Wales	386
Fourth	Queensland	389

LOCAL RULES

(To be read in conjunction with "Rules of Golf")


1. **OUT OF BOUNDS:** All ground beyond the club's boundary fences. All ground beyond the red painted stakes defining the lateral water hazard on the right hand side of the sixth hole, and beyond boundary pegs continuing along the old fence line to the rear of the green.
2. **TREES STAKED:** If a tree less than 2 club-lengths in height interferes with a player's stance or the area of his intended swing, the player **MUST** take relief as provided in rule 32-3 G.U.R.
3. **G.U.R.** is all ground within areas marked with white tipped pegs and includes the said pegs, and relief may be taken in accordance with rule 32.
4. **LOOSE STONES OR RAKES:** In bunkers are removable obstruction, rule 31(1) applies.

It is the duty of all golfers to carry soil buckets provided for the repair of divots if turf cannot be replaced. All footmarks and irregularities must be smoothed out **AFTER** the ball has been played from a bunker.
Repair plug marks made by ball impact on greens.

Consider others — **MOVE BRISKLY** between shots.

MATCH PLAY INDEX

Hole	Index
1	18
2	8
3	12
4	3
5	14
6	6
7	10
8	1
9	16
10	5
11	11
12	2
13	15
14	7
15	13
16	4
17	17
18	9



KINGSWOOD GOLF CLUB

CENTRE DANDENONG ROAD, DINGLEY, VICTORIA.
Telephone: 551 1670

PLAYER										COMPETITION		HANDICAP		A.C.R.		NETT RESULT				
PARTNER										HANDICAP				72						
Hole	Metres	Par	Index	Player	Partner	Result	Marker	Partner	Result	Hole	Metres	Par	Index	Player	Partner	Result	Marker	Partner	Result	
1	333	4	12							10	272	4	17							
2	373	4	4							11	391	4	3							
3	394	4	2							12	433	4	1							
4	270	4	18							13	175	3	7							
5	179	3	10							14	500	4	15							
6	352	4	6							15	327	4	13							
7	468	5	16							16	488	5	11							
8	489	5	8							17	322	4	9							
9	150	3	14							18	368	4	5							
	3008	36								IN	3076	36								
SIGNED										OUT	3008	36								
MARKER										TOT	6084	72								
PLAYER										DEDUCT HANDICAP										
DATE										NETT TOTAL										

GIVE WAY TO GROUND STAFF

PLEASE TAKE A SAND BUCKET

5th AUSTRALIAN DEAF INDIVIDUAL CHAMPIONSHIP

72 Holes for the "S. A. Jones" Trophy

at

Royal Melbourne Golf Club - East Course, course par 72

3 - 6 January 1983

GROSS RESULT

Pl.	Player	State	Round 1	Round 2	Round 3	Round 4	Total
1.	G. Strachan	WA	88	85	87	87	347
2.	B. Hynes	VIC	85	88	85	92	350
3.	T. Klimek	WA	92	88	89	91	360
4.	L. Newport	WA	87	91	85	98	361
5.	G. Wright	WA	99	89	95	101	384
6.	G. Sutton	WA	96	96	105	97	394
7.	J. McGlynn	NSW	97	108	96	96	397
8.	K. Hayden	QLD	93	103	100	105	401
9.	J. Payne	NSW	106	101	99	98	404
10.	D. Cunniffe	NSW	95	103	105	105	408
11.	I. Peace	QLD	103	93	100	112	408
12.	P. Mathers	VIC	104	103	106	98	411
13.	R. Woods	NSW	113	102	97	101	413
14.	B. Stevenson	VIC	107	102	96	109	414
15.	P. New	QLD	105	107	114	94	420
16.	G. Gideon	VIC	110	107	98	105	420
17.	W. Hately	VIC	109	105	101	107	422
18.	G. Maley	WA	111	111	105	100	427
19.	R. Hayden	QLD	102	110	113	103	428
20.	B. Gibson	VIC	109	98	112	117	436
21.	N. Tilley	VIC	105	116	105	113	439
22.	L. Collins	NSW	105	119	111	105	440
23.	D. Lynn	NSW	111	111	112	110	444
24.	M. Dyson	VIC	113	117	108	107	445
25.	D. Hooper	QLD	114	114	112	108	448
26.	C. Claxton	VIC	119	112	112	106	449
27.	P. Hannan	NSW	116	111	119	106	452
28.	N. Hutchings	VIC	121	109	124	113	467
--	D. Christensen	QLD	102	110	---	---	Sick

Winner :- G. Strachan (WA) — 347

Runner-Up :- B. Hynes (VIC) — 350

5th AUSTRALIAN DEAF INDIVIDUAL CHAMPIONSHIP

72 Holes for the "David Lynn" Trophy

at

Royal Melbourne Golf Club - East Course, course par 72

NETT RESULT

Pl.	Players	State	Handicaps	Round 1	Round 2	Round 3	Round 4	Total
1.	G. Strachan	WA	26-21-21-20	62	64	70	71	267
2.	T. Klimek	WA	28-24-20-18	64	64	69	73	270
3.	P. New	QLD	37-35-35-35	68	72	79	59	278
4.	L. Newport	WA	26-20-19-16	61	71	66	82	280
5.	G. Maley	WA	37-37-37-35	74	74	68	65	281
6.	G. Sutton	WA	30-27-27-26	66	69	78	70	283
7.	J. McGlynn	NSW	30-27-27-25	67	81	69	71	288
8.	B. Hynes	VIC	18-15-15-14	67	73	70	78	288
9.	G. Wright	WA	25-25-21-21	74	64	74	80	298
10.	I. Peace	QLD	31-31-26-26	72	62	74	86	294
11.	G. Gideon	VIC	32-32-32-29	78	75	66	76	295
10.	J. Payne	NSW	27-27-27-27	79	73	72	71	295
12.	B. Stevenson	VIC	31-31-30-27	76	71	66	82	295
13.	D. Lynn	NSW	37-37-37-37	74	74	75	73	296
14.	M. Dyson	VIC	37-37-37-36	76	80	71	71	298
15.	N. Tilley	VIC	37-35-35-34	68	80	70	79	298
16.	L. Collins	NSW	36-34-35-35	69	85	76	70	300
17.	D. Hooper	QLD	37-37-37-37	77	77	75	71	300
18.	C. Claxton	VIC	37-37-37-37	82	75	75	69	301
19.	R. Hayden	QLD	32-31-31-31	70	79	82	71	302
20.	K. Hayden	QLD	27-24-24-24	66	79	76	81	302
21.	P. Mathers	VIC	27-26-26-26	70	76	79	71	303
22.	W. Hately	VIC	30-30-30-29	79	75	71	78	303
23.	P. Hannan	NSW	37-37-37-37	79	74	82	71	306
24.	D. Cunniffe	NSW	26-24-24-24	69	79	81	81	310
25.	R. Woods	NSW	25-26-26-26	88	76	71	76	311
26.	N. Hutchings	VIC	37-37-37-37	84	72	87	76	319
27.	B. Gibson	VIC	23-24-24-25	86	74	88	92	340

Winner :- G. Strachan (WA) — 267

Runner-Up :- T. Klimek (WA) — 270

5th AUSTRALIAN DEAF TEAMS CHAMPIONSHIP
72 Holes for the "A. Levitzke" Shield
at Royal Melbourne Golf Club - East Course, course par 72


72 HOLES TEAM RESULT

State Team / Players	Round 1	Round 2	Round 3	Round 4	Total
<u>Western Australian Team</u>					
G. Maley (Captain)	111	111	105	100	
L. Newport	* 87 *	* 91 *	* 85 *	* 98 *	
G. Wright	* 99 *	* 89 *	* 95 *	* 101 *	
G. Strachan	* 88 *	* 85 *	* 87 *	* 87 *	
G. Sutton	* 96 *	* 96 *	* 105 *	* 97 *	
T. Klimek	* 92 *	* 88 *	* 89 *	* 91 *	
5 Best Out of 6 - Total	462	449	461	474	1846
<u>Victorian Team</u>					
B. Gibson (Captain)	* 109 *	* 98 *	112	117	
P. Mathers	* 104 *	* 103 *	* 106 *	* 98 *	
B. Hynes	* 85 *	* 88 *	* 85 *	* 92 *	
W. Hatley	* 109 *	* 105 *	* 101 *	* 107 *	
B. Stevenson	* 107 *	* 102 *	* 96 *	* 109 *	
M. Dyson	113	117	* 108 *	* 107 *	
5 Best Out of 6 - Total	514	496	496	513	2019
<u>New South Wales Team</u>					
D. Cunniffe (Captain)	* 95 *	* 103 *	* 105 *	105	
J. McGlynn	* 97 *	* 108 *	* 96 *	* 96 *	
R. Woods	* 113 *	* 102 *	* 97 *	* 101 *	
J. Payne	* 106 *	* 101 *	* 99 *	* 98 *	
L. Collins	* 105 *	119	* 111 *	* 105 *	
P. Hnnan	116	* 111 *	119	* 106 *	
5 Best Out of 6 - Total	516	525	508	506	2055
<u>Queensland Team</u>					
K. Hayden (Captain)	* 93 *	* 103 *	* 100 *	* 105 *	
R. Hayden	* 102 *	* 110 *	* 113 *	* 103 *	
D. Hooper	114	114	* 112 *	* 108 *	
P. New	* 105 *	* 107 *	* 114 *	* 94 *	
I. Peace	* 103 *	* 93 *	* 100 *	* 112 *	
D. Christensen	* 102 *	* 110 *	---	---	
5 Best Out of 6 - Total	505	523	539	522	2089

STATE TEAMS FINAL POSITION

State Team	Round 1	Round 2	Round 3	Round 4	Total	Position
Western Australia	462	449	461	474	1846	First
Victoria	514	496	496	513	2019	Second
New South Wales	516	525	508	506	2055	Third
Queensland	505	523	539	522	2089	Fourth

KNOCK-OUT COMPETITORS



The Winner :- L. Newport
Runner-up :- J. Payne

**AUSTRALIAN v THE REST
&
STABLEFORD**

at Woodlands Golf Club on 7TH January 1983

<u>Australian</u>	<u>The Rest</u>	
B. Hynes	v R. Hayden	Draw
J. Payne	v P. Mathers	The Rest Won 2 up
G. Strachan	v I. Peace	The Rest Won
D. Cunniffe	v B. Gibson	The Rest Won
B. Stevenson	v D. Hooper	The Rest Won
W. Hately	v T. Klimek	Australian Won
L. Newport	v G. Gideon	The Rest Won
G. Wright	v P. New	The Rest Won

The Rest Won 6½ – ½

STABLEFORD

1.	N. Tilley	44 Points	Winner
2.	I. Peace	43 Points	}
2.	B. Hynes	43 Points	} Runner-Up
2.	B. Gibson	43 Points	}
3.	P. New	42 Points	
4.	R. Hayden	41 Points	
5.	G. Gideon	39 Points	
5.	T. Klimek	39 Points	
6.	J. Payne	37 Points	
6.	D. Lynn	37 Points	
7.	G. Strachan	36 Points	
8.	D. Cunniffe	35 Points	
9.	P. Mathers	33 Points	
9.	G. Wright	33 Points	
10.	W. Hately	32 Points	
11.	L. Newport	25 Points	


Nearest Pin at 11th :- B. Gibson
17th :- P. Mathers

Longest Drive :- N. Tilley
Second :- G. Strachan

Pitch / Putts :- B. Hynes
Second :- G. Wright

5th Australian Deaf Golf Championship, Melbourne 1983
Presentation Night

AUSTRALIAN TEAM



From left: Greg Strachan, Bill Hynes, Tony Klimek, **ADGA President** Ian Peace, Len Newport, Geoff Wright & Gary Sutton . **Absent:** John McGlynn, Kevin Hayden

Victoria Team



From Left: Bill Hynes, Bruce Stevenson, Wally Hately, George Gideon, Peter Mathers & Brian Gibson (Captain)

MISCELLANEOUS RESULT

King of the Pins Winner:-	Ray Hayden	QLD	16
Runner up:-	Peter Mathers	VIC	13
King of the Putts Winner:-	Bill Hynes	VIC	42
Runner up:-	Geoff Wright	WA	39
Longest Drive Winner:-	Greg Strachan	WA	8
Runner up:-	N. Tilley	VIC	5
&	Gary Sutton	WA	5
Most Improved:-	N. Tilley	VIC	
Booby Prize	Ron Woods	NSW	

"ALAN BALDWIN" MEMORIAL TROPHY RESULT

State Team	Foursome	Round 1	Round 2	Round 3	Round 4	Total
Western Australia	23	46	47	49	43	208
Victoria	20	15	15	38	19	107
Queensland	20	16	20	9	16	81
New South Wales	7	8	9	18	27	69

AUSTRALIAN TEAM

Selected:-

at the 5th Australian Deaf Golf Championship held in Melbourne 1983

1. Greg Strachan WA
2. Bill Hynes VIC
3. Tony Klimek WA
4. Len Newport WA
5. Geoff Wright WA
6. Gary Sutton WA
7. John McGlynn NSW
8. Kevin Hayden QLD

1985 - 86

Australian Deaf Games
Perth, Western Australia

AUSTRALIAN DEAF GOLF ASSOCIATION CHAMPIONSHIP

4th

FOURSOME TEAMS & PAIRS CHAMPIONSHIP

Thursday 2 January 1986

36 Holes at City of Perth Golf Course (old course)
and

6th

STATE TEAMS & INDIVIDUAL CHAMPIONSHIP

4 - 7 January 1986

at

The Western Australian Golf Club (Inc) - Mt Yokine - par 70

STATE TEAMS LIST

New South Wales

D. Cunniffe (Captain)
R. Woods
I. Payne
L. Collins
G. Seymour
L. Boyle

Queensland

W. Parsons (Captain)
I. MacGregor
K. Hayden
R. Hayden
P. New
B. Knapton

Western Australia

G. Strachan (Captain)
L. Newport
G. Wright
G. Sutton
T. Klimek
R. Bowler

Victoria

B. Gibson (Captain)
B. Hynes
B. Stevenson
G. Gideon
P. Mathers
V. Pham

4th FOURSOME CHAMPIONSHIP
at City of Perth Golf Course - the old course
2 January 1986

36 HOLES GROSS RESULT

Pl.	Players	State(s)	1st Round	2nd Round	Total
1.	G. Strachan & G. Sutton	WA	87	89	176
2.	W. Parsons & K. Hayden	QLD	90	86	176
3.	K. Read & G. Wright	WA	92	88	180
4.	T. Klimek & L. Newport	WA	92	89	181
5.	D. Cunniffe & J. Payne	NSW	93	91	184
6.	B. Hynes & B. Gibson	VIC	93	93	186
7.	R. Bowler & B. Chittleborough	WA	98	91	189
7.	I. McGregor & R. Hayden	QLD	95	94	189
8.	P. Mathers & B. Stevenson	VIC	109	87	196
9.	P. New & D. Hobbs	QLD	103	99	202
10.	D. Hooper & B. Knapton	QLD	100	103	203
10.	R. Elson & G. Maley	WA	100	103	203
11.	T. Boyle & G. Seymour	NSW	98	107	205
12.	R. Woods & L. Collins	NSW	103	103	206
13.	A. Allen & P. MacLean	NSW / WA	113	110	223
14.	G. Gideon & V. Pham	VIC	117	107	224

36 HOLES NETT RESULT

Pl.	Players	State(s)	H'cap	1st Round	2nd Round	Total
1.	K. Read & G. Wright	WA	19½	72½	68½	141
2.	P. Mathers & B. Stevenson	VIC	26½	82½	60½	143
3.	B. Hynes & B. Gibson	VIC	20	73	73	146
4.	G. Strachan & G. Sutton	WA	14½	72½	74½	147
4.	W. Parsons & K. Hayden	QLD	14½	75½	71½	147
4.	I. McGregor & R. Hayden	QLD	21	74	73	147
5.	D. Cunniffe & J. Payne	NSW	18	75	73	148
5.	D. Hooper & B. Knapton	QLD	27½	72½	75½	148
6.	H. Elson & G. Maley	WA	26	74	77	151
6.	T. Boyle & G. Seymour	NSW	27	71	80	151
7.	T. Klimek & L. Newport	WA	14	78	75	153
8.	P. New & D. Hobbs	QLD	24	79	75	154
9.	A. Allen & P. MacLean	NSW / WA	34½	77	80	157
10.	R. Bowler & B. Chittleborough	WA	15	83	76	159
11.	G. Gideon & V. Pham	VIC	31	86	76	162
12.	R. Woods & L. Collins	QLD	21	82	82	164

Winner:-

36 Holes Gross:- G. Strachan & G. Sutton WA - 176
 (Won Play-Off at 19th Hole)

36 Holes Nett:- K. Read & G. Wright WA - 141

First Round Gross:- G. Strachan & G. Sutton WA - 87
Nett:- T. Boyle & G. Seymour NSW - 71

Second Round Gross:- W. Parsons & K. Hayden QLD - 86
Nett:- P. Mathers & B. Stevenson VIC 60½

Pitch/Putts :- W. Parsons & K. Hayden - 61

Longest Drive:- W. Parsons

Nearest the Pin:- 2nd:- J. Payne 6th:- P. Mathers

Runner up:-

W. Parsons & K. Hayden QLD - 176

P. Mathers & B. Stevenson VIC - 143

W. Parsons & K. Hayden QLD - 90
D. Hooper & B. Knapton QLD - 72½

P. Mathers & B. Stevenson VIC - 87
K. Read & G. Wright WA - 68½

G. Strachan & G. Sutton - 62

B. Hynes

13th:- B. Hynes 16th:- L. Collins

4TH FOURSOMES STATE TEAMS CHAMPIONSHIP

36 holes for the "W. J. ENGEL" shield

at

City of Perth Golf Club, Perth, Western Australia

2 January 1986

Queensland team:- 36 Holes Gross 36 Holes Nett

W. Parsons & K. Hayden	* 176 *	147
R. Hayden & I. MacGregor	* 189 *	147
P. New & D. Hobbs	202	154
Gross Total - 2 Best Pairs	365	

New South Wales Team:-

D. Cunniffe & J. Payne	* 184 *	148
R. Woods & L. Collins	206	164
T. Boyle & G. Seymour	* 205 *	151
Gross Total - 2 Best Pairs	389	

Western Australia Team:-

G. Strachan & G. Sutton	* 176 *	147
T. Klimek & L. Newport	181	153
K. Read & G. Wright	* 180 *	141
Gross Total - 2 Best Pairs	356	

Victoria Team:-

B. Hynes & B. Gibson	* 186 *	146
P. Mathers & B. Stevenson	* 196 *	143
G. Gideon & V. Pham	224	162
Gross Total - 2 Best Pairs	382	

STATE TEAMS RESULT

Winner	Western Australia	356
Second	Queensland	365
Third	Victoria	382
Fourth	New South Wales	389

6th AUSTRALIAN DEAF INDIVIDUAL GOLF CHAMPIONSHIP

72 Holes for the "S.A. Jones" Trophy
at
The Western Australian Golf Club, Mt Yokine
4th - 7th January 1986

GROSS RESULT

Pl.	Name	State	Round 1	Round 2	Round 3	Round 4	Total
1.	W. Parsons	QLD	84	79	84	83	330
2.	T. Klimek	WA	81	80	84	94	339
3.	G. Strachan	WA	86	83	84	87	340
4.	R. Bowler	WA	92	85	84	86	347
5.	B. Hynes	VIC	94	86	91	90	361
6.	I. MacGregor	QLD	94	96	82	93	365
7.	P. New	QLD	95	96	93	90	374
8.	K. Read	WA	104	88	94	98	384
9.	B. Gibson	VIC	95	100	96	94	385
10.	G. Wright	WA	97	95	100	94	386
11.	G. Sutton	WA	87	93	101	115	396
12.	K. Hayden	QLD	96	101	103	100	400
13.	P. Mathers	VIC	101	93	102	105	401
14.	D. Cunniffe	NSW	102	101	101	98	402
14.	L. Collins	NSW	101	103	99	99	402
15.	R. Hayden	QLD	102	104	101	99	406
15.	J. Payne	NSW	103	99	98	106	406
16.	G. Seymour	NSW	102	106	108	105	421
16.	B. Stevenson	VIC	112	99	101	109	421
16.	D. Hooper	QLD	100	108	104	109	421
17.	R. Elson	WA	111	103	96	112	422
18.	G. Gideon	VIC	103	107	106	107	423
19.	B. Knapton	QLD	104	111	109	102	426
20.	A. Allen	NSW	113	120	117	116	466
21.	V. Pham	VIC	122	122	111	125	480
--	L. Newport	WA	100	85	83	---	Retired
--	R. Woods	NSW	104	93	93	---	Retired
--	T. Boyle	NSW	106	103	106	---	Retired
--	P. MacLean	WA	123	130	126	---	Retired

1st Round Gross Winner :- T. Klimek 81 2nd Round Gross Winner :- W. Parsons 79
 Runner-Up :- W. Parsons 84 Runner-Up :- G Strachan 83

3rd Round Gross Winner :- I. MacGregor 82 Final Round Gross Winner :- W. Parsons 83
 Runner-Up :- R. Bowler 84 Runner-Up :- R. Bowler 86

The Winner :- W. Parsons (QLD) — 330
Runner-Up :- T. Klimek (WA) — 339

6th AUSTRALIAN DEAF INDIVIDUAL GOLF CHAMPIONSHIP

72 Holes for the "S.A. Jones" Trophy
at
The Western Australian Golf Club, Mt Yokine
4 - 7 January 1986

NETT RESULT

Pl.	Name	State	H'cap	Round 1	Round 2	Round 3	Round 4	Total
1.	G. Strachan	WA	14	72	69	70	73	284
2.	I. MacGregor	QLD	20	74	76	62	73	285
3.	B. Hynes	VIC	18	76	68	73	72	289
4.	P. New	QLD	21	74	75	72	69	290
5.	T. Klimek	WA	11	70	69	73	83	295
6.	B. Gibson	VIC	22	73	78	74	72	297
7.	K. Read	WA	21	83	67	73	77	300
8.	P. Mathers	VIC	25	76	68	77	80	301
9.	W. Parsons	QLD	7	77	72	77	76	302
10.	G. Seymour	NSW	29	73	77	79	76	305
11.	B. Stevenson	VIC	28	84	71	73	81	309
12.	L. Collins	NSW	23	78	80	76	76	310
12.	K. Hayden	QLD	22	74	79	79	78	310
12.	B. Knapton	QLD	29	75	82	80	73	310
13.	G. Wright	WA	18	79	77	82	76	314
14.	D. Hooper	QLD	26	74	82	78	83	317
15.	R. Hayden	QLD	22	80	82	79	77	318
15.	H. Elson	WA	26	85	77	70	86	318
16.	G. Gideon	VIC	26	77	81	80	81	319
17.	D. Cunniffe	NSW	20	82	81	81	78	322
18.	J. Payne	NSW	19	84	80	79	87	330
19.	A. Allen	NSW	33	80	87	84	83	334
20.	V. Pham	VIC	36	86	86	75	89	336
21.	G. Sutton	WA	15	72	78	86	100	336
--	L. Newport	WA	17	83	68	66	--	Retired
--	R. Woods	NSW	19	85	74	74	--	Retired
--	T. Boyle	NSW	25	81	83	81	--	Retired
--	D. Hobbs	QLD	27	85	78	76	--	Retired
--	P. MacLean	WA	36	87	94	90	--	Retired

1st Round Nett Winner :- G. Strachan 72
Runner-Up :- G. Sutton 72

2nd Round Nett Winner :- K. Read 67
Runner-Up :- L. Newport 68

3rd Round Nett Winner :- L. Newport 66
Runner-Up :- H. Elson 70

Final Round Nett Winner :- P. New 69
Runner-Up :- B. Gibson 72

Total Nett Winner :- G. Strachan (WA) — 284
Runner-Up :- I. MacGregor (QLD) — 285

6th AUSTRALIAN DEAF INDIVIDUAL CHAMPIONSHIP

DAILY RESULT

	<u>1st Round</u>	<u>2nd Round</u>	<u>3rd Round</u>	<u>4th Round</u>
Gross Winner :-	T. Klimek	W. Parsons	I. MacGregor	W. Parsons
Runner-Up :-	W. Parsons	G. Strachan	R. Bowler	R. Bowler
Nett Winner :-	G. Strachan	K. Read	L. Newport	P. New
Runner-Up :-	G. Sutton	L. Newport	H. Elson	B. Gibson
Longest Drive Winner :-	W. Parsons	W. Hynes	W. Parsons	R. Hayden
Runner-Up :-	W. Hynes	W. Parsons	R. Bowler	B. Knapton
Nearest Pins - 1st Hole :-	W. Parsons		W. Parsons	W. Parsons
5th Hole :-	G. Strachan	T. Boyle	J. Payne	G. Seymour
9th Hole :-	B. Gibson	D. Cunniffe	R. Bowler	K. Read
11th Hole :-		L. Newport	G. Strachan	
16th Hole :-	T. Klimek	I. MacGregor	R. Bowler	
Pitch / Putts - Winner :-	L. Collins	G. Sutton	L. Newport	K. Hayden
Runner-Up :-	G. Sutton	K. Hayden	I. MacGregor	G. Wright
Booby :-	V. Pham	A. Allen	G. Sutton	G. Sutton

PUTT RESULT

<u>Players</u>	<u>State</u>	<u>Round 1</u>	<u>Round 2</u>	<u>Round 3</u>	<u>Round 4</u>	<u>Total</u>
G. Strachan	WA	32	30	30	30	122
W. Parsons	QLD	33	31	30	30	124
K. Read	WA	32	30	30	32	124
K. Hayden	QLD	34	28	35	28	125
T. Klimek	WA	32	30	31	33	126
I. MacGregor	QLD	33	30	29	34	126
L. Collins	NSW	31	36	32	30	129
G. Sutton	WA	31	28	34	36	129
D. Hooper	QLD	35	30	32	33	130
G. Seymour	NSW	33	33	34	31	131
G. Wright	WA	33	36	34	29	132
B. Hynes	VIC	33	33	34	34	134
H. Elson	WA	38	36	32	32	137
B Gibson	VIC	34	35	34	34	137
R. Hayden	QLD	37	34	35	34	140
G. Gideon	VIC	34	37	35	35	141
J. Payne	NSW	35	36	32	38	141
B. Stevenson	VIC	37	35	38	35	145
A. Allen	NSW	43	37	34	37	151
P. Mathers	VIC	40	36	36	40	152
V. Pham	VIC	56	39	35	44	154
B. Knapton	QLD	NR	32	37	37	---
P. New	QLD	NR	35	38	31	---
L. Newport	WA	34	33	27	---	---
R. Wood	NSW	38	36	33	---	---
T. Boyle	NSW	38	35	35	---	---
D. Hobbs	QLD	35	37	38	---	---

"ALAN BALDWIN" MEMORIAL TROPHY RESULT

State Team	Foursome	Round 1	Round 2	Round 3	Round 4	Total
Western Australia	26	65	39	48	27	205
Queensland	31	56	11	34	34	166
Victoria	12	17	17	10	16	72
New South Wales	5	14	2	18	8	47

6th AUSTRALIAN DEAF TEAMS CHAMPIONSHIP

72 Holes for the "A. Levitzke" Shield
at Western Australia Golf Club, course par 70

72 HOLES TEAM RESULT

State Team / Players	Round 1	Round 2	Round 3	Round 4	Total
<u>Western Australian Team</u>					
L. Newport	100	* 85 *	* 83 *	--	
H. Elson	111	103	96	112	
G. Strachan	* 86 *	* 83 *	* 84 *	* 87 *	
K. Read	104	88	94	98	
G. Wright	* 97 *	95	* 100 *	* 94 *	
G. Sutton	* 87 *	* 93 *	101	* 115 *	
T. Klimek	* 81 *	* 80 *	* 84 *	* 94 *	
R. Bowler	* 92 *	* 85 *	* 84 *	* 86 *	
P. MacLean	123	130	126	--	
5 Best Out of 9 - Total	443	426	435	466	1770
<u>Victorian Team</u>					
W. Hynes	* 94 *	* 86 *	* 91 *	* 90 *	
G. Gideon	* 103 *	* 107 *	* 106 *	* 107 *	
P. Mathers	* 101 *	* 93 *	* 102 *	* 105 *	
B. Stevenson	* 112 *	* 99 *	* 101 *	* 109 *	
B. Gibson	* 95 *	* 100 *	* 96 *	* 94 *	
V. Pham	122	122	111	125	
5 Best Out of 6 - Total	505	485	496	505	1991
<u>New South Wales Team</u>					
D. Cunniffe	* 102 *	* 101 *	* 101 *	* 98 *	
R. Woods	* 104 *	* 93 *	* 93 *	--	
G. Seymour	* 102 *	106	108	* 105 *	
T. Boyle	106	* 103 *	* 106 *	--	
J. Payne	* 103 *	* 99 *	* 98 *	* 106 *	
A. Allen	113	120	117	* 116 *	
L. Collins	* 101 *	* 103 *	* 99 *	* 99 *	
5 Best Out of 7 - Total	512	499	497	524	2032
<u>Queensland Team</u>					
I. MacGregor	* 94 *	* 96 *	* 82 *	* 93 *	
B. Knapton	104	111	109	102	
W. Parsons	* 84 *	* 79 *	* 84 *	* 83 *	
K. Payden	* 96 *	* 101 *	103	* 100 *	
D. Hobbs	112	105	103	--	
D. Hooper	100	108	* 104 *	109	
R. Hayden	* 102 *	* 104 *	* 101 *	* 99 *	
P. New	* 95 *	* 96 *	* 93 *	* 90 *	
5 Best Out of 8 - Total	471	476	463	474	1884

STATE TEAMS FINAL POSITION

State Team	Round 1	Round 2	Round 3	Round 4	Total	Position
Western Australia	462	449	461	474	1846	First
Victoria	514	496	496	513	2019	Second
New South Wales	516	525	508	506	2055	Third
Queensland	505	523	539	522	2089	Fourth

6th Australian Deaf Golf Championship, Perth 1986
Presentation Night

AUSTRALIA TEAM



From left: W. Parsons, G. Strachan, R. Bowler, B. Hynes, T. Klimek, P. New, K. Read, I. MacGregor & T. Klimek

Western Australia Team



From Left: K. Read, T. Klimek, G. Wright, G. Sutton, G. Strachan & R. Bowler

AUSTRALIAN v THE REST

at the Lakes Golf Club

8 January 1986

<u>Australian</u>		<u>The Rest</u>	
K. Read	v	B. Knapton	The Rest won 6 / 5
T. Klimek	v	L. Newport	The Rest won 8 / 5
G. Strachan	v	L. Collins	The Rest won 3 / 2
I. MacGregor	v	R. Woods	The Rest won 3 / 2
W. Parsons	v	J. Payne	Draw
R. Bowler	v	R. Hayden	The Rest won 7 / 5
G. Wright	v	V. Pham	Draw
P. New	v	G. Seymour	Draw
K. Hayden	v	A. Allen	Draw
D. Cunniffe	v	Fleming	Draw
G. Sutton	v	H. Elson	The Rest won 5 / 3
W. Hynes	v	B. Stevenson	The Rest won 6 / 5

The Rest Won 7 - 0

STABLEFORD

1.	G. Wright	WA	39
2.	K. Read	WA	38
3.	W. Parsons	QLD	37
4.	R. Hayden	QLD	37
5.	I. McGregor	QLD	36
6.	B. Hynes	VIC	36
7.	G. Strachan	WA	35
8.	B. Gibson	VIC	35
9.	B. Stevenson	VIC	34
10.	K. Hayden	QLD	33
11.	L. Newport	WA	32
12.	B. Knapton	QLD	31
13.	L. Collins	NSW	31
14.	J. Payne	NSW	30
15.	V. Pham	VIC	28
16.	G. Sutton	WA	28
17.	R. Woods	NSW	27
18.	T. Klimek	WA	27
19.	R. Bowler	WA	27
20.	R. Elson	WA	27
21.	P. MacLean	WA	26
22.	A. Allen	NSW	23

Stableford Winner :- G. Wright (WA) — 39 Points

Runner-Up :- K. Read (WA) — 38 Points

NEAREST THE PINS

4th Hole :-

G. Seymour (NSW)

9th Hole :-

G. Strachan (WA)

11th Hole :-

I. MacGregor (QLD)

16th Hole :-

T. Klimek (WA)

R. Hayden (QLD)

Knock out Competition Winner:- Len Newport. Runner up:- Tony Klimek

6TH AUSTRALIAN DEAF CHAMPIONSHIP

PERPERTUAL SHIELDS WINNERS

“W. J. Engel” Shield :- Western Australia

2 ADGA Trophies :- Best Pairs of 36 Holes (Gross) :-
G. Sutton & G. Strachan (WA)

Best Pairs of 36 Holes (Nett) :-
K. Read & G. Wright (WA)

“A. Levitzke” Shield :- Western Australian Team — 1846

“S. A. Jones” Trophy :- W. Parsons (QLD) — 330

“D. S. Lynn” Trophy :- G. Strachan (WA) — 284

ADGA Trophy :- Best Putter :- G. Strachan (WA) — 122

ADGA Trophy :- King of the Pins :- W. Parsons (QLD)

ADGA Trophy :- Longest Drive :- W. Parsons (QLD)

ADGA Trophy :- Booby :- N. Heinrich (SA)

“Alan Baldwin” Trophy :- Western Australia Team

“B. Trainor” Trophy :- Geoff Wright (WA)

AUSTRALIAN TEAM

Selected:-

at the 6th Australian Deaf Golf Championship held in Perth 1986

- | | | |
|----|----------------|-----|
| 1. | Wayne Parsons | QLD |
| 2. | Tony Klimek | WA |
| 3. | Greg Strachan | WA |
| 4. | Robert Bowler | WA |
| 5. | Bill Hynes | VIC |
| 6. | Iain MacGregor | QLD |

ADGA Match Secretary
Ray Hayden 9 January 1986