


# AUSTRALIAN DEAF GOLF ASSOCIATION



## HISTORY BOOK


1970 - 1995





# AUSTRALIAN DEAF GOLF ASSOCIATION

## President's report



*Ken Read*

Dear Australian golfers, friends and supporters. It gives me great pleasure to present you with the first Australian Deaf Golf Association's history book, 25 silver years.

We must thank the ADGA Match Secretary, Mr Ray Hayden, for his time and devotion given in safekeeping and updating the history records during the past 25 years. And, we also must add a big thanks to the WA executive to the ADGA, Mr Tony Klimek, for undertaking this enormous task in creating this history book on his personal computer.

Many thanks to any helpers who contributed in making this book.

I realise that this book is still far from completion, but its a pleasure to see that the first step has been made.

We will update this book every 3 years after the ADSF games and the ADGA will welcome any comments on records or corrections that might be required. An old photos taken during the past golf championship especially those of the perpetual; shields donors would be greatly appreciated.

As the President of the ADGA I am very proud of the founders of the ADGA who made the first meet at the Perth Games on the 28th December 1970 possible. We must pay tribute to the pioneers and all who contributed to the ADGA growth for the past 25 years.

You can find the first 16 Australian Deaf Golfers names who competed in Perth for the first time 25 years ago in the following pages. Some are not with us any more.

May we remember them always.

The ADGA championship held every 3 years during the ADFS games are a very important event to all the Australian golfers. But it is also time of fun and friendship, rivalry and respect, of learning and teaching.

Looking forward to see the Australian Deaf Golf Association growth even further for the benefit of all Australian golfers and its supporters.

# AUSTRALIAN DEAF GOLF ASSOCIATION

founded in Perth, W/A. ( 28th. December 1970 )  
 .....

## # # COMMITTEE LIST # #

- > 1970 - 1991 < -  
 =====

<u>Office :</u>	=	<u>start - finish</u> <u>Name :</u>	( <u>Year</u> -	) ( # <u>No</u> )
				see below for Reference
<u>PATRONS</u>	=	JACK LEVITZKE	( 1976 -	)
"	=	W. (BILL) J. ENGEL	( 1976 -	)
"	=	late S. A. JONES	( 1979 - 1985	)
"	=	DAVID S. LYNN	( 1979 -	)
<u>LIFE—MEMBER</u>	=	IAIN D. M <sup>==</sup> GREGOR	( 1984 -	)
"	=	RAY F. HAYDEN	( 1984 -	)
<u>PRESIDENT</u>	=	IAN F.H. PEACE	( 1979 - 1984	)
"	=	( vacant )	( 1984 - 1985	)
"	=	KEVIN P. HAYDEN	( 1985 - 1987	) ( # 1 )
"	=	GEOFF. MALEY	( 1987 -	) ( # 1 )
<u>Acting Chairman</u>	=	RAY F. HAYDEN	( 1984 - 1985	)
"	=	KEVIN P. HAYDEN	( 1985 - 1985	)
<u>SECRETARY / TREASURER</u>	=	late ALLAN BALDWIN	( 1970 - 1970	)
"	=	IAIN D. M <sup>==</sup> GREGOR	( 1970 - 1979	)
<u>HONORARY SECRETARY</u>	=	IAIN D. M <sup>==</sup> GREGOR	( 1979 - 1986	)
"	=	R. HOWARD ELSON	( 1986 - 1986	) ( # 2 )
"	=	IAIN D. M <sup>==</sup> GREGOR	( 1986 - 1988	) ( # 2 )
"	=	WAYNE PARSON	( 1988 -	) ( # 3 )
<u>ASSISTANT SECRETARY</u>	=	PETER J. NEW	( 1983 - 1984	)
<u>ASSISTANT SECRETARY / TREASURER</u>	=	IAIN D. M <sup>==</sup> GREGOR	( 1986 - 1986	) ( # 4 )
<u>HONORARY TREASURER</u>	<=	RAY F. HAYDEN	( 1979 - 1982	)
"	=	PETER MATHERS	( 1982 - 1987	) ( # 3 )
"	=	DAPHNE HAYDEN	( 1987 -	) ( # 3 )
<u>ASSISTANT TREASURER</u>	=	DAPHNE HAYDEN	( 1987 - 1988	) ( # 8 )
<u>TRUSTEES</u>	=	IAIN D. M <sup>==</sup> GREGOR	( 1970 -	)
"	=	RAY F. HAYDEN	( 1979 - 1982	)
"	=	IAN H.F. PEACE	( 1979 - 1982	)
"	=	PETER MATHERS	( 1982 - 1987	) ( # 3 )
"	=	MELBY DYSON	( 1982 - 1987	) ( # 5 )
"	=	DAPHNE HAYDEN	( 1988 -	) ( # 3 )
"	=	WAYNE PARSON	( 1988 -	) ( # 3 )
<u>ADSF MEMBER ( REPRESENTATIVE ) :-</u>				
"	=	IAIN D. M <sup>==</sup> GREGOR	( 1973 - 1987	) ( # 3 )
"	=	GEOFF MALEY	( 1988 -	) ( # 3 )
<u>MATCH—SECRETARY</u>	=	RAY F. HAYDEN	( 1977 - 1986	)
"	=	GREG. STRACHAN	( 1986 - 1987	) ( # 6 )
"	=	RAY HAYDEN	( 1987 -	) ( # 6 )
<u>ASSISTANT MATCH—SECRETARY :-</u>				
"	=	RAY F. HAYDEN	( 1986 - 1987	) ( # 6 )
"	=	WAYNE PARSON	( 1987 -	) ( # 6 )
<u>ADGA EXECUTIVE OFFICERS of each State :-</u>				
<u>Honorary Officer</u>	=	DAVID S. LYNN	( 1978 - 1979	)
<u>New South Wales</u>	=	RONALD J. WOODS	( 1979 - 1984	)
"	=	JOHN CALLAGHAN	( 1984 - 1985	)
"	=	GEOFFREY SEYMOUR	( 1986 -	)
<u>Victoria</u>	=	JOHN MAY	( 1979 - 1980	)
"	=	MELBY DYSON	( 1980 - 1987	) ( # 5 )
"	=	PETER MATHERS	( 1987 -	) ( # 6 )
<u>Western Australia</u>	=	GEOFFREY WRIGHT	( 1979 - 1980	)
"	=	GEOFF MALEY	( 1979 - 1987	)
"	=	KEN READ	( 1987 -	) ( # 3 )
<u>Queensland</u>	=	KEVIN HAYDEN	( 1979 - 1981	)
"	=	RAY F. HAYDEN	( 1981 - 1982	)
"	=	Mrs DAPHNE HAYDEN	( 1982 - 1984	)
"	=	RAY F. HAYDEN	( 1984 - 1983	)
"	=	DENNIS HOBBS	( 1984 - 1985	)
"	=	Mrs DAPHNE HAYDEN	( 1986 - 1988	)
"	=	IAIN D. M <sup>==</sup> GREGOR	( 1988 -	) ( # 3 )



# AUSTRALIAN DEAF GOLF ASSOCIATION

Hon. Secretary-Treasurer

1971 - 73      Mr. A. Baldwin  
1973 - 87      Mr I. D. MacGregor

## History

In Sydney (1964/65) and Melbourne (1967/68), Golf was played on a minor scale under auspices of the Host State's Organising Committees. Encouraged by large increase in number of deaf golfers and formation of State deaf golf clubs, Officers of the deaf golf clubs met during the Perth Games, 1970/71 and agreed to formation of the Australian Deaf Golf Association. The Association was admitted as the thirteenth member of the Australian Deaf Sports Federation at the end of 1971.

The inaugural winner of "A. Levitzke Shield", the state team championships, was Western Australia with 1,568 strokes at Perth Games from New South Wales, 1,616 and Victoria 1,809.

Bevin Chittleborough won the first hold on "S. A. Jones Cup", the individual championships. Bevin represented Western Australia and scored 361 strokes while two New South Welshmen filled the minor placings, R. Wood 385 and D. Cunniffe 386.

## THE ADGA PERPERTUAL SHIELDS AND TROPHIES





# AUSTRALIAN DEAF GOLF ASSOCIATION

## History 1970 - 1995

### CONTENTS

1.	1970 - 71	Perth	1st Championship	7
2.	1973 - 74	Brisbane	2nd Championship	11
3.	1976 - 77	Adelaide	3rd Championship - 1st Foursome	17
4.	1979 - 80	Sydney	4th Championship - 2nd Foursome	29
5.	1982 - 83	Melbourne	5th Championship - 3rd Foursome	41
6.	1985 - 86	Perth	6th Championship - 4th Foursome	53
7.	1987 - 88	Brisbane	7th Championship - 5th Foursome	63
8.	1990 - 91	Hobart	8th Championship - 6th Foursome	73
9.	1993 - 94	Adelaide	9th Championship - 7th Foursome	87
10.	Australians International Competitions			101
11.	1976	Melbourne	Trans - Tasman Games	102
12.	1985	New Zealand	Trans - Tasman Games	108
12.	1995	England	1st World Deaf Golf Championship	113



# 1970 - 71

Australian Deaf Games  
Perth, Western Australia

## 1st

### AUSTRALIAN DEAF GOLF ASSOCIATION CHAMPIONSHIP

STATE TEAMS & INDIVIDUAL CHAMPIONSHIP

at

Royal Perth Golf Club, Course, par 72  
on 4 - 10 January 1971

#### STATE TEAMS LIST

New South Wales

Dennis Cunniffe (Capt)  
Ron Woods  
Bruce Drabsch  
Jack Shaw

Western Australia

Geoff Wright (Capt)  
Bevin Chittleborough  
Max Raston  
John Ravlich  
Len Newport  
Greg Strachan

Victoria

Wally Hatley  
R. Rose  
Allan Baldwin  
A. Hatley  
K. Moore



# 1st

## AUSTRALIAN DEAF INDIVIDUAL GOLF CHAMPIONSHIP

at Royal Perth Golf Club, course – par 72

72 Holes for the "S.A. Jones" Trophy

4 - 6 January 1971

### GROSS RESULT

Pl	Players	State	Round 1	Round 2	Round 3	Round 4	Total
1.	B. Chittleborough	WA	89	98	86	88	361
2.	R. Wood	NSW	102	101	90	92	385
3.	D. Cunniffe	NSW	93	97	97	99	386
4.	G. Wright	WA	95	97	103	97	392
5.	J. Shaw	NSW	102	93	98	102	395
6.	M. Raston	WA	96	94	106	105	401
7.	W. Hatley	VIC	100	100	99	103	402
8.	L. Newport	WA	104	95	104	102	405
9.	J. Ravlich	WA	102	104	103	102	411
10.	G. Strachan	WA	106	106	108	103	423
11.	D. Hooper	QLD	102	101	113	108	424
12.	R. Rose	VIC	105	102	104	115	426
13.	B. Drabsch	NSW	108	111	116	115	450
14.	A. Baldwin	VIC	126	107	128	112	473
15.	A. Hatley	VIC	123	139	120	126	508
16.	K. Moore	VIC	130	145	133	124	532

<b>Winner:-</b>	<b>Bevin Chittleborough</b>	<b>(WA)</b>	<b>361</b>
<b>Runner Up:-</b>	<b>Ron Wood</b>	<b>(NSW)</b>	<b>385</b>
<b>Third:-</b>	<b>Dennis Cunniffe</b>	<b>(NSW)</b>	<b>386</b>

Royal Perth Golf Club in South Perth provided competitors with a first class course. Bunkers were numerous, and most fairways were lined with trees to test to the full the ability of players to maintain accuracy.

Mr Bevin Chittleborough of Western Australia followed his win in the Melbourne Games with another convincing performance to win the Individual Championship for the second time, and the W. A. Team played steady golf throughout to win the teams event.



# 1st AUSTRALIAN DEAF TEAMS CHAMPIONSHIP

72 Holes for the "A. Levitzke" Shield  
at Royal Perth Golf Club, course - par 72  
4 - 6 January 1970

## 72 HOLES TEAMS RESULT

	<u>Round 1</u>	<u>Round 2</u>	<u>Round 3</u>	<u>Round 4</u>	
<b><u>New South Wales Team</u></b>					
Dennis Cunniffe	93	97	97	99	
Ron Wood	102	101	90	92	
Bruce Drabsch	108	111	116	115	
Jack Shaw	102	93	98	102	
<b><u>4 Best out of 6 - Total</u></b>	<b>405</b>	<b>402</b>	<b>401</b>	<b>408</b>	<b>1616</b>
<b><u>Western Australia Team</u></b>					
Geoff Wright	95	97	103	97	
Bevin Chittleborough	89	98	86	88	
Max Raston	96	94	106	105	
John Ravlich	102	104	103	102	
Len Newport	104	95	104	102	
Greg Strachan	106	106	108	103	
<b><u>4 Best out of 6 - Total</u></b>	<b>390</b>	<b>394</b>	<b>396</b>	<b>390</b>	<b>1568</b>
<b><u>Victoria Team</u></b>					
Wally Hately	100	100	99	103	
R.Rose	105	102	104	115	
Allan Baldwin	126	107	128	112	
A.Hatley	123	139	120	126	
K.Moore	130	145	133	124	
<b><u>4 Best out of 6 - Total</u></b>	<b>454</b>	<b>448</b>	<b>451</b>	<b>456</b>	<b>1809</b>

## STATE TEAMS FINAL POSITION

State Teams	Round 1	Round 2	Round 3	Round 4	Total	Results
<b>Western Australia</b>	390	394	396	390	1568	First
<b>New South Wales</b>	405	402	401	408	1616	Second
<b>Victoria</b>	454	448	451	456	1809	Third



# 1973 - 74

Australian Deaf Games  
Brisbane, Queensland

## 2nd

### AUSTRALIAN DEAF GOLF ASSOCIATION CHAMPIONSHIP

STATE TEAMS & INDIVIDUAL CHAMPIONSHIP

at

Tennyson - Yeerongpilly  
Brisbane Golf Club, Course, par 73  
4 - 10 of January 1988

#### STATE TEAMS LIST

New South Wales

Dennis Cunniffe (Capt)  
John Payne  
Bruce Drabsch  
Alf Allen  
George Stebbings

Queensland

Leith Heuston (Capt)  
Ray Hayden  
Iain MacGregor  
Frank Pickering  
Graham Home

Western Australia

Geoff Wright (Capt)  
Bevin Chittleborough  
Max Raston  
John Ravlich  
Len Newport

Victoria

Bill Hynes  
Wally Hately  
Ian Peace  
Allan Baldwin  
George Gideon

Brisbane Golf Course

Between the period of 4th and 6th January 1974. Provided with first class course - the fairways were lined with trees, large lagoon, variety of hazards, and out of bounds. After, the games were over, the weather became bad, heavy rain came, followed by floods.

We were very lucky to enjoy fine and warm weather before that.



# 2nd AUSTRALIAN DEAF INDIVIDUAL CHAMPIONSHIP

72 Holes for the "S.A. Jones" Trophy

at Brisbane Golf Club , course par 73

4 - 6 January 1974

## GROSS RESULT

Pl.	Name of Players	State	Round 1	Round 2	Round 3	Round 4	Final Total	
			4 / 1 (am)	4 / 1 (pm)	5 / 1	6 / 1		
1.	Geoff Wright	WA	92	84	96	93	365	
2.	Bill Hynes	VIC	95	97	83	93	368	
3.	Max Raston	WA	95	97	94	102	388	
4.	Iain MacGregor	QLD	103	98	102	97	390	
5.	David Fraser	QLD	98	98	98	98	392	
6.	Greg Strachan	WA	101	93	96	102	392	
7.	Bevin Chittleborough	WA	98	98	96	103	395	
8.	Dennis Cunniffe	NSW	104	98	97	98	397	
9.	John Ravlich	WA	101	99	99	98	397	
10.	Len Newport	WA	95	101	96	105	397	
11.	Eric Smith	QLD	102	102	98	104	406	
12.	John Payne	NSW	103	99	102	110	414	
13.	Wally Hately	VIC	98	109	108	102	417	
14.	George Gideon	VIC	101	100	111	102	419	
15.	Ian Peace	VIC	115	105	105	104	429	
16.	George Stebbings	NSW	118	105	105	103	431	
17.	Robert Elson	WA	107	116	110	113	446	
18.	Melby Dyson	VIC	116	115	105	112	448	
19.	Des Hooper	QLD	112	109	115	115	451	
20.	Leith Heuston	QLD	122	114	101	115	452	
21.	Frank Pickering	QLD	112	104	119	117	452	
22.	Barry Knapton	QLD	114	123	120	112	469	
23.	Allan Baldwin	VIC	115	123	115	116	469	
24.	Bruce Drabsch	NSW	128	112	114	117	471	
25.	Alf Allen	NSW	112	111	132	120	475	
26.	Ray Hayden	QLD	112	129	113	121	475	
27.	Ken Weber	QLD	124	117	142	132	515	
----	Peter Watson	VIC	111	100	115	Retired		
----	Ken Read	WA	111	113	111	Retired		
----	Graham Home	QLD	117	103	117	Disqual		
----	Geoffrey Maley	WA	115	111	112	Retired		
----	Kevin Hayden	QLD	147	125	Retired			
----	Merv. Heron	QLD	116	Retired				
----	Ray McMillan	QLD	124	Retired				
----	Ken Aitken	WA	133	Retired				
----	Damien Lee	QLD	Played but not qualify by Rule 36.2c					
----	Leslie Berry	QLD	Not played					
----	Bob Forter	QLD	Not played					
----	Jack Shaw	NSW	Not played					

**Winner:- Geoff Wright 365**

**Runner up:- Bill Hynes 368**



**Open Event Deaf Golf Tournament,  
At Surfer's Paradise Golf & Brisbane Golf Course,  
conducted by Queensland Deaf Golf Association with permission  
of the Australian Deaf Golf Association.**

**NETT RESULT**

Pl.	Name of Players	State	30th Dec Round 1	4th Jan Round 2	4th Jan Round 3	5th Jan Round 4	Tot. Nett Score
1	Ian Peace	VIC	72	74	74	71	291
2	Ken Weber	QLD	71	76½	76	68	291½
3	Eric Smith	QLD	77	76½	74	74	291½
4	Allan Baldwin	VIC	69	74	75½	74	292½
5	Bill Hynes	VIC	74	72	73	74	293
6	George Stebbings	NSW	72	77	72	73	294
7	Geoffrey Wright	WA	74	75	74	76	299
8	Frank Pickering	QLD	76½	78	72	73	299½
9	Bevin Chittleborough	WA	72	75	76	77	300
10	Melby Dyson	VIC	78	78	74	72½	302½
11	Greg Strachan	WA	74	76½	76	74	300½
12	Leith Heuston	QLD	77½	71½	77½	76	302½
13	George Gideon	VIC	71	74	75½	77	302½
14	Alf Allen	NSW	78½	74½	77½	73½	304
15	Wally Hatley	VIC	77	75	76	76	304
16	Iain MacGregor	QLD	76	76½	74	77½	304
17	Robert Elson	WA	74	77	79	74½	304½
18	John Payne	NSW	78½	80	75	72½	306
19	Bruce Drabsch	NSW	77	77½	76½	74½	306
20	David Fraser	QLD	74	79	76	78	307
21	Barry Knapton	QLD	75	81	75	76½	308
22	Dennis Cunniffe	NSW	76	77	77	79	309
23	Ray Hayden	QLD	78	81½	76	75½	311
24	Des Hooper	QLD	78	79½	81	75	313½
----	Merv Heron	QLD	--	73	--	--	----
----	Ray McMillan	QLD	78½	76	--	--	----
----	Damien Lee	QLD	--	--	78½	--	----
----	Bob Porter	QLD	73	--	--	--	----
----	Graham Home	QLD	--	71	78	70½	----
----	Kevin Hayden	QLD	86	69	76	--	----
----	Brian Lee	QLD	--	--	--	75	----
----	Jack Shaw	NSW	76½	--	--	--	----
----	Ken Read	WA	--	74½	74	72½	----
----	Ken Aitken	WA	--	74½	--	77	----
----	Max Raston	WA	--	74	76	77	----
----	Ron Aitken	WA	79	--	--	70½	----
----	John Ravlich	WA	--	75½	77	70	----
----	Len Newport	WA	--	74	76½	76	----
----	Geoffrey Maley	WA	--	73	76	76½	----
----	Jack Levitzke	WA	--	79	--	--	----
----	Bill Hatley	VIC	76½	--	--	--	----
----	Peter Watson	VIC	--	74½	75½	77	----

Second Day – Lowest Nett Score of the Day :- Kevin Hayden (QLD)

Runner-up of the Day :- Graham Home (QLD)

Third Day – Lowest Nett Score of the Day :- Ken Weber (QLD)

Runner-up of the Day :- John Ravlich (WA)

**Best total of Nett Score Winner :- Ian Peace (VIC) - 291**

**Best total of Nett Score Runner-up :- Ken Weber (QLD) - 291½**

## MISCELLANEOUS RESULT

### Longest Drive

<u>Name</u>	<u>State</u>	<u>Scores</u>	<u>Total</u>
A. Allen	NSW	1	1 Point
Mrs. F. Clark	QLD	1	1 Point
B. Hatley	VIC	1	1 Point
A. Baldwin	VIC	1	1 Point
B. Hynes	VIC	2 - 1 - 1 - 1	5 Points - Winner
B. Knapton	QLD	2 - 1	3 Points
M. Raston	WA	1 - 1	2 Points
F. Pickering	QLD	1 - 1	2 Points
D. Fraser	QLD	1 - 1	2 Points
D. Cunniffe	NSW	1 - 1	2 Points
G. Home	QLD	1	1 Point
L. Newport	WA	1	1 Point
B. Chittleborough	WA	2	2 Points
K. Read	WA	1	1 Point
G. Stebbings	NSW	1	1 Point
J. Ravlich	WA	1 - 1	2 Points
G. Wright	WA	1	1 Point
L. Heuston	QLD	1 - 1	2 Points
I. Peace	VIC	1	1 Point

**Longest Drive Trophy Winner:- Bill Hynes**

### Nearest Pin

<u>Players</u>	<u>State</u>	<u>Scores</u>	<u>Total</u>	<u>Players</u>	<u>State</u>	<u>Scores</u>	<u>Total</u>
A. Baldwin	VIC	3	3 Points	Mrs. M. Dyson	VIC	1	1 Point
B. Hynes	VIC	1-1-2-1	5 Points	G. Gideon	VIC	2	2 Points
B. Knapton	QLD	1	1 Point	W. Hatley	VIC	1-1	2 Points
D. Fraser	QLD	1	1 Point	L. Heuston	QLD	1	1 Point
R. McMillan	QLD	1	1 Point	I. Peace	VIC	1-1	2 Points
B. Chittleborough	WA	1-1-2	4 Points	F. Pickering	QLD	1-1	2 Points
D. Cunniffe	NSW	1-2-2-1-1	7 Points	G. Wright	WA	2-2	4 Points
I. McGregor	QLD	1-1	2 Points	R. Hayden	QLD	1	1 Point
J. Payne	NSW	1-1-1	3 Points	K. Read	WA	2	2 Points
D. Hooper	QLD	1	1 point	E. Smith	QLD	2-1	3 Points
G. Strachan	WA	1-2	3 Points	L. Newport	WA	1	1 Point
A. Allen	NSW	1	1 Point	J. Ravlich	WA	2	2 Points
M. Dyson	VIC	1-2	3 Points	G. Stebbings	NSW	1	1 Point

**King of the Pins Winner:- D. Cunniffe (NSW) – 7 Points**

Ladies Event was conducted by QDGA with permission of ADGA. There were only six ladies taking part of social competition in a very casual fashion, although a good experience has been achieved in preparation of next ladies golf competition during the next Australian Deaf Golf Championship at Adelaide, South Australia.

<u>Player</u>	<u>State</u>	<u>4 Jan 1974</u>	<u>5 Jan 1974</u>	<u>6 Jan 1974</u>
Mrs T. Clark	QLD	133 / 73	67 / 71	120
Mrs. M. Dyson	VIC	141 / 71	64 / 70	119
Mrs W. Hatley	VIC	136 / 72	---	---
Mrs. E. Best	QLD	---	74 / 72	161
Mrs. E. Ashby	VIC	154 / 69	---	153

**Overall Gross winner:- Mrs. T. Clark (QLD) – 117 + 133 + 67 + 120 = 437**

**Runner-Up:- Mrs. M. Dyson (VIC) – 115 + 141 + 69 + 119 = 439**



## 2nd AUSTRALIAN DEAF TEAMS CHAMPIONSHIP

72 Holes for the "A. Levitzke" Shield

at Brisbane Golf Club, course par 73

4 - 6 January 1974

### 72 HOLES TEAMS RESULT

	<u>1st Round</u>	<u>2nd Round</u>	<u>3rd Round</u>	<u>4th Round</u>	
<b><u>New South Wales Team</u></b>					
Dennis Cunniffe	104	98	97	98	
John Payne	103	99	102	110	
Bruce Drabsch	128	112	114	117	
Alf Allen	112	111	132	120	
George Stebbings	118	105	105	103	
<b><u>4 Best out of 6 - Total</u></b>	<b>437</b>	<b>413</b>	<b>418</b>	<b>428</b>	<b>1696</b>
<b><u>Queensland Team</u></b>					
Leith Heuston	122	114	101	115	
Ray Hayden	112	129	113	121	
Iain MacGregor	103	88	102	97	
Frank Pickering	112	104	119	117	
Graham Home	117	103	117	---	
<b><u>4 Best out of 6 - Total</u></b>	<b>444</b>	<b>409</b>	<b>433</b>	<b>450</b>	<b>1736</b>
<b><u>Western Australia Team</u></b>					
Geoff Wright	92	84	96	93	
Bevin Chittleborough	98	98	96	103	
Max Raston	95	97	94	102	
John Ravlich	101	99	99	98	
Len Newport	95	101	96	105	
<b><u>4 Best out of 6 - Total</u></b>	<b>380</b>	<b>378</b>	<b>382</b>	<b>396</b>	<b>1536</b>
<b><u>Victoria Team</u></b>					
Bill Hynes	95	97	83	93	
Wally Hately	98	109	108	102	
Ian Peace	115	105	105	104	
George Gideon	101	100	111	102	
Allan Baldwin	115	123	115	116	
<b><u>4 Best out of 6 - Total</u></b>	<b>409</b>	<b>411</b>	<b>407</b>	<b>401</b>	<b>1628</b>

### STATE TEAMS FINAL POSITION

State Team	Round 1	Round 2	Round 3	Round 4	Total	Results
Western Australia	380	378	382	396	1536	First
Victoria	409	411	407	401	1628	Second
New South Wales	437	413	418	428	1696	Third
Queensland	444	409	433	450	1736	Fourth

# 1976 - 77

Australian Deaf Games  
Adelaide, South Australia

## AUSTRALIAN DEAF GOLF ASSOCIATION CHAMPIONSHIP

1st

FOURSOME TEAMS & PAIRS CHAMPIONSHIP  
(Canadian)

2 January 1977

36 Holes, at Flagstaff Hill Golf & Country Club, course par 72  
and

3rd

STATE TEAMS & INDIVIDUAL CHAMPIONSHIP

4 - 6 January 1977

at

Mount Osmond Golf Club, course par 69

### STATE TEAMS LIST

New South Wales

John Payne  
Ron Woods  
Dennis Cunniffe  
Trevor Boyle  
Len Collins

Queensland

Iain MacGregor  
Ray Hayden  
Des Hooper  
Leith Heuston  
Frank Pickering

Western Australia

Bevin Chittleborough  
Len Newport  
Geoff Wright  
Gary Sutton  
Geoff Maley

Victoria

Bill Hynes  
Richard Toyne  
Wally Hately  
Ian Peace  
Bruce Stevenson



# 1st FOURSOME CHAMPIONSHIP

at

Flagstaff Hill Golf & Country Club

2 January 1977

## 36 HOLES GROSS RESULT

<u>Pl.</u>	<u>Players</u>	<u>State</u>	<u>Round 1</u>	<u>Round 2</u>	<u>Total</u>
1.	W. Hatcly & R. Toyne	VIC	90	95	185
2.	L. Newport & G. Maley	WA	90	96	186
3.	I. MacGregor & R. Hayden	QLD	91	99	190
4.	B. Chittleborough & G. Wright	WA	98	96	194
5.	B. Hynes & L. Sage	VIC	99	99	198
6.	B. Stevenson & I. Peace	VIC	101	102	203
7.	R. Woods & L. Collins	NSW	109	96	205
8.	D. Cunniffe & C. Billet	NSW	101	106	207
9.	L. Heuston & K. Hayden	QLD	100	110	210
10.	G. Gideon & M. Dyson	VIC	106	107	213
11.	J. Payne & T. Boyle	NSW	102	114	216
12.	J. Callaghan & A. Allen	NSW	107	110	217
13.	F. Pickering & D. Hooper	QLD	112	108	220
14.	P. Hannan & D. Lynn	NSW	111	118	229

**Gross - Winner :-** W. Hatcly & R. Toyne (VIC) — 185

**Runner-Up :-** L. Newport & G. Maley (WA) — 186

**Longest Drive - 1st Round Winner :-** G. Wright & B. Chittleborough (WA) — 3 Points each  
**Runner-Up :-** - Nil -

**2nd Round Winner :-** W. Hatcly & R. Toyne (VIC) — 3 Points each  
**Runner-Up :-** B. Hynes & L. Sage (VIC) — 1 Point each

**Pitch / Putt - 1st Round Winner :-** L. Newport & G. Maley (WA) — 12 Points each  
**Runner-Up :-** W. Hatcly & R. Toyne (VIC) — 8 Points each } Tied  
D. Cunniffe & C. Billet (NSW) — 8 Points each }

**2nd Round Winner :-** L. Newport & G. Maley (WA) — 8 Points each  
**Runner-Up :-** B. Chittleborough & G. Wright (WA) — 6 Points each } Tied  
R. Woods & L. Collins (NSW) — 6 Points each }

**36 Holes Winner :-** L. Newport & G. Maley (WA) — 20 Points each  
**Runner-Up :-** D. Cunniffe & C. Billet (NSW) — 13 Points each } Tied  
W. Hatcly & R. Toyne (VIC) — 13 Points each }

**Nearest Pins - 1st Round at 3rd Hole :-** I. Peace & B. Stevenson (VIC)  
**7th Hole :-** - Nil -  
**9th Hole :-** R. Toyne & W. Hatcly (VIC)  
**18th Hole :-** I. MacGregor & R. Hayden (QLD)

**2nd Round at 3rd Hole :-** M. Dyson & G. Gideon (VIC)  
**7th Hole :-** P. Hannan & D. Lynn (NSW)  
**9th Hole :-** - Nil -  
**18th Hole :-** D. Cunniffe & C. Billet (NSW)

**Booby Prize :-** D. Lynn & P. Hannan (NSW)

# 1st FOURSOME STATE TEAMS CHAMPIONSHIP

36 Holes for the "W. J. ENGEL" Shield  
at  
Flagstaff Golf Club, Adelaide, South Australia  
2 January 1977

State Teams    1st Round    2nd Round    Total

## Queensland Team :-

I. MacGregor & R. Hayden	* 91 *	* 99 *	
F. Pickering & D. Hooper	112	* 108 *	
L. Heuston & K. Hayden	* 100 *	110	
<b>Total - 2 Best Pairs</b>	<b>191</b>	<b>207</b>	<b>398</b>

## Victorian Team :-

W. Hatley & R. Toyne	* 90 *	* 95 *	
B. Hynes & L. Sage	* 99 *	* 99 *	
B. Stevenson & I. Peace	101	102	
<b>Total - 2 Best Pairs</b>	<b>189</b>	<b>194</b>	<b>383</b>

## Western Australian Team :-

B. Chittleborough & G. Wright	* 98 *	* 96 *	
L. Newport & G. Maley	* 90 *	* 96 *	
<b>Total - 2 Best Pairs</b>	<b>188</b>	<b>192</b>	<b>380</b>

## New South Wales Team :-

D. Cunniffe & C. Billet	* 101 *	* 106 *	
R. Woods & L. Collins	109	* 96 *	
J. Payne & T. Boyle	* 102 *	114	
<b>Total -2 Best Pairs</b>	<b>203</b>	<b>202</b>	<b>405</b>

## Other Entries:-

J. Callaghan & A. Allen (NSW)	107	110	
P. Hannan & D. Lynn (NSW)	111	118	
G. Gideon & M. Dyson (VIC)	106	107	

## STATE TEAMS RESULT

Winner	Western Australia	380
Second	Victoria	383
Third	Queensland	398
Fourth	New South Wales	405



2 JANUARY 1977 MEMBERS

# FLAGSTAFF HILL GOLF AND COUNTRY CLUB SOUTH AUSTRALIA



### LOCAL RULES

(To be read in conjunction with the Rules of Golf)

Ground outside the Club boundary fences and the line of white stakes right of 4th tee, behind 5th green, rear of 13th green, left of 14th and 15th holes, is out of bounds.

- White — G.U.R.
- Yellow — Water Hazards
- Red — Lateral Hazards

A ball coming to rest within two club lengths of a planted tree, which is less than two club lengths high and in such a position that the player, his club, or the ball might damage the tree in playing the next stroke, shall be lifted and dropped clear within two club lengths of its original position, but not nearer the hole, without penalty — Rule 31 (2).

A ball coming to rest on service tracks and paths may be lifted and dropped not nearer the hole, without penalty.

A plugged ball, through the green, may be lifted, cleaned and dropped without penalty. Rule 22 applies.

### HANDICAP INDEX

Stroke	1	2	3	4	5	6	7	8	9	10	11	12	13	14	15	16	17	18	19	20	21	22	23	24	25	26	27	28	29	30	31	32
Par or Stableid	1	2	2	3	4	5	5	6	7	8	8	9	10	11	11	12	13	14	14	15	16	17	17	18	19	20	20	21	22	23	23	24

### MATCH PLAY INDEX

Holes where taken	1	2	3	4	5	6	7	8	9	10	11	12	13	14	15	16	17	18
Strokes	18	8	12	3	14	6	10	1	16	5	11	2	15	7	13	4	17	9

98 9877 15M 2/76 H30

PLEASE REPAIR DIVOTS AND BURN MARKS ON GREENS

Stroke  Par or Stableford  S.A.G.A. RATING  70.5

PLAYER..... HANDICAP.....

Holes	Metres	Handicap Index	S.A.G.A. Par	PLAYER Strokes	MARKER Strokes
1	530	3/21	5		
2	370	7/25	4		
3	175	17	3		
4	510	13	5		
5	360	9/27	4		
6	390	1/19	4		
7	205	5/23	3		
8	455	11	5		
9	130	15	3		
Out	3125		26		
10	485	10/28	5		
11	240	18	4		
12	390	2/20	4		
13	315	8/26	4		
14	455	12	5		
15	195	6/24	3		
16	365	14	4		
17	375	4/22	4		
18	150	16	3		
In	2970		36		
Out	3125		36		
Ttl.	6095		72		

Deduct Handicap  
NET SCORE

RESULT

Signature of Marker.....  
Signature of Player.....  
Date.....


**HANDICAP INDEX**

STROKE	PAR	STABLEFORD
1	1	1
2	2	2
3	2	3
4	3	4
5	4	4
6	5	5
7	5	6
8	6	7
9	7	8
10	8	9
11	8	10
12	9	11
13	10	11
14	11	12
15	11	13
16	12	14
17	13	15
18	14	16
19	14	17
20	15	18
21	16	18
22	17	19
23	17	20
24	18	21
25	19	22
26	20	23
27	20	24
28	21	25
29	22	25
30	23	26

**LOCAL RULES**

To be used in conjunction with the Rules of Golf

- Plugged Ball**—A plugged ball through the green may be lifted, cleaned and dropped without penalty. Rule 25 applies.
- Immovable Obstructions** — Tennis courts and surrounding fence, drains around tees, outlets to sub-soil drainage pipes, stone wall and mound on either side and in its entire length on right hand side of first hole. Any wooden bordered made pathways. Rule 31 (2) applies.  
A ball coming to rest close to, or touching, the boundary fence (see definition 21) may be lifted and placed within two club lengths from where it came to rest, under penalty of one stroke.
- Out of Bounds** — All fences are boundaries. Rule 29 applies.
- Trees**—A ball lying within two club lengths of any planted tree less than two club lengths high must be lifted and dropped within two club lengths of where it lay, but not nearer the hole, without penalty.
- Practice Putting Green**—Ball must be lifted and dropped. Rule 35J applies.
- Sprinklers**—Sprinklers in use shall not be moved, nor shall water be turned off. The ball may be lifted and dropped from hoses and sprinklers without penalty.
- Thy Reservoir** is a lateral water hazard.
- Preferred Lies** — When applied by notice: On any cut portion through the green (fairway) ball may be lifted, cleaned and placed by hand or club head within one club length not nearer the hole.



495, 6-6 JANUARY, 1977.

**MOUNT OSMOND GOLF CLUB**  
Adelaide, South Australia

PLAYER .....										HANDICAP			GRADE		SCORE			
Holes	Metres	Stroke Index	Par	Match Index	PLAYER		MARKER		Holes	Metres	Stroke Index	Par	Match Index	PLAYER		MARKER		
					Strokes	O/+	Strokes	O/+						Strokes	O/+	Strokes	O/+	
1	384	2	4	3					10	395	1	4	1					
2	162	8	3	12					11	377	7	4	7					
3	459	6	5	2					12	416	15	5	4					
4	151	16	3	16					13	353	11	4	10					
5	328	4	4	11					14	107	17	3	18					
6	443	14	5	6					15	322	13	4	15					
7	171	10	3	14					16	217	5	3	9					
8	253	18	4	17					17	165	9	3	13					
9	305	12	4	8					18	400	3	4	5					
<b>Out</b>	2656		35						<b>In</b>	2752		34						
									<b>Out</b>	2656		35						
									<b>Total</b>	5408		69						
Marker's Signature .....										HANDICAP								
Player's Signature .....										NETT								
Date .....										ACR 67								



### 3rd AUSTRALIAN DEAF GOLF INDIVIDUAL CHAMPOINSHIP

72 Holes for the "S. A. Jones" Trophy  
at Mount Osmond Golf Course, par 69  
4 - 6 January 1977

#### GROSS RESULT

Pos.	Player	State	1st Round	2nd Round	3rd Round	4th Round	Gross Total	
1.	Bill Hynes	VIC	86	89	86	89	350	} After } play-off
2.	Richard Toyne	VIC	89	83	89	89	350	
3.	Iain D. MacGregor	QLD	94	85	98	84	361	
4.	Bevin Chittleborough	WA	91	101	89	93	374	
5.	John Payne	NSW	89	103	90	97	379	
6.	Cecil Billet	NSW	91	95	93	102	381	
7.	Ron Woods	NSW	99	91	93	99	382	
8.	Geoffrey Wright	WA	101	98	93	97	389	
9.	Dennis Cunniffe	NSW	91	103	106	93	393	
10.	Trevor Boyle	NSW	98	102	99	98	397	
11.	Wally Hately	VIC	98	102	98	99	397	
12.	Ray Hayden	QLD	104	100	94	103	401	
13.	Ian Peace	VIC	103	97	97	111	408	
14.	Kevin Hayden	QLD	97	115	98	100	410	
15.	Len Collins	NSW	107	103	107	96	413	
16.	George Gideon	VIC	99	105	106	104	414	
17.	John Callaghan	NSW	102	98	107	108	415	
18.	Gary Sutton	WA	112	104	98	103	417	
19.	Bruce Stevenson	VIC	101	112	98	106	417	
20.	Robert Elson	WA	104	103	109	103	419	
21.	Melby Dyson	VIC	106	100	112	104	422	
22.	Des Hooper	QLD	100	115	97	117	429	
23.	Leith Heuston	QLD	114	113	108	95	430	
24.	Geoffrey Maley	WA	109	104	106	112	431	
25.	David Lynn	NSW	105	110	115	104	434	
26.	Alf Allen	NSW	109	116	108	111	444	
27.	Leslie Berry	QLD	124	107	105	109	445	
28.	Frank Pickering	QLD	109	108	104	126	447	
29.	Laurie Sage	VIC	124	113	108	115	460	
30.	Peter Hannan	NSW	129	110	118	112	469	
	Don Gook	VIC	110	94	98	--	---	Retired
	Len Newport	WA	96	88	94	--	---	Retired

**Individual Championship – Bill Hynes (VIC) - Winner of S. A. Jones Cup**

**Richard Toyne (VIC) - Runner-up**

Lowest Single Gross Score – Richard Toyne (VIC) - 83

Highest Single Gross Score – Peter Hannan (NSW) - 129

Gary Sutton made an Eagle on 3rd Hole (459 Metre) par 5

International / Australian Deaf Golf Team Members – Messrs Bill Hynes, Richard Toyne, Iain MacGregor, Bevin Chittleborough, Len Newport, John Payne, Cecil Billet and reserve Ron Woods until next Australian Deaf Games (Sydney 1979 / 80).
--

# 3rd AUSTRALIAN DEAF INDIVIDUAL CHAMPIONSHIP

## 72 Holes for the "David Lynn" Trophy

at

Mount Osmond Golf Course, par 69

### NETT RESULT

Pl.	Players	State	Handicaps	Round 1	Round 2	Round 3	Round 4	Total
1.	Bill Hynes	VIC	20-18-18-17--17	66	71	68	72	277
2.	George Gideon	VIC	36-33-33-33--33	63	72	73	71	279
3.	Kevin Hayden	QLD	36-32-32-30--30	61	83	66	70	280
4.	David Lynn	NSW	36-36-36-36--35	69	74	69	68	280
5.	Cecil Billet	NSW	27-24-24-24--24	64	71	69	78	282
6.	Richard Toyne	VIC	18-18-16-16--16	71	65	73	73	282
7.	Ray Hayden	QLD	30-30-30-27--27	74	70	64	76	284
8.	John Callaghan	NSW	34-33-31-31--31	68	65	76	77	286
9.	Geoffrey Maley	WA	36-36-35-35--35	73	68	71	77	289
10.	Wally Hately	VIC	27-27-27-27--27	71	75	71	72	289
11.	Iain MacGregor	QLD	18-18-18-17--15	76	67	81	66	290
12.	Len Collins	NSW	30-30-30-30--28	77	73	77	66	293
13.	Geoff Wright	WA	24-24-24-24--24	77	74	69	73	293
14.	Bevin Chittleborough	WA	20-20-20-20--20	71	81	69	73	294
15.	Trevor Boyle	NSW	25-25-25-25--25	73	77	74	73	297
16.	Ian Peace	VIC	27-27-27-27--27	76	70	70	84	300
17.	Leslie Berry	QLD	36-36-36-36--36	88	71	69	73	301
18.	Melby Dyson	VIC	30-30-30-30--30	76	70	82	74	302
19.	Gary Sutton	WA	28-28-28-28--28	84	76	70	75	305
20.	John Payne	NSW	18-18-18-18--20	71	85	72	79	307
21.	Alf Allen	NSW	34-34-34-34--36	75	82	74	77	308
22.	Bruce Stevenson	VIC	27-27-27-27--29	74	85	71	79	309
23.	Leith Heuston	QLD	30-30-30-30--28	84	83	78	65	310
24.	Robert Elson	WA	27-27-27-27--29	77	76	82	76	311
25.	Des Hooper	QLD	28-28-30-29--29	72	87	67	88	314
26.	Dennis Cunniffe	NSW	18-18-18-20--22	73	85	88	73	319
27.	Peter Hannan	NSW	36-36-36-36--38	93	74	82	76	325
28.	Ron Woods	NSW	14-14-14-14--18	85	77	79	85	326
29.	Laurie Sage	VIC	32-34-34-34--36	92	79	74	81	326
30.	Frank Pickering	QLD	30-30-30-30--32	79	78	74	96	327
31.	Len Newport	WA	25-25-22--22	71	63	72	--	---
32.	Don Gook	VIC	27-27-26--26	83	67	72	Retired	

1st Round Winner :- Kevin Hayden                    QLD      61  
 2nd Round Winner :- Len Newport                    WA      63  
 3rd Round Winner :- Ray Hayden                    QLD      64  
 4th Round Winner :- Leith Heuston                    QLD      65

72 Holes Winner :- Bill Hynes                    VIC      277  
 Runner-Up :- George Gideon                    VIC      279



# MISCELLANEOUS RESULT

## DAILY RESULT

	<u>1st Round</u>	<u>2nd Round</u>	<u>3rd Round</u>	<u>4th Round</u>
<b>Leader / Co-Leader :-</b>	B. Hynes	R. Toyne	B. Hynes & R. Toyne	B. Hynes & R. Toyne
<b>Gross Winner :-</b>	K. Hayden	R. Toyne	B. Hynes	I. MacGregor
<b>Runner-Up :-</b>	R. Toyne & J. Payne	I. MacGregor	R. Toyne & B. Chittleborough	B. Hynes & R. Toyne
<b>Handicap Winner :-</b>	K. Hayden	L. Newport	R. Hayden	L. Heuston
<b>Longest Drive Winner :-</b>	B. Chittleborough	G. Maley	G. Sutton	R. Elson
<b>Nearest Pins - 2nd Hole :-</b>	B. Hynes	R. Toyne	L. Berry	A. Allen
<b>4th Hole :-</b>	J. Callaghan	J. Callaghan	I. MacGregor	R. Toyne
<b>7th Hole :-</b>	C. Billet	M. Dyson	B. Hynes	G. Gideon
<b>14th Hole :-</b>	I. MacGregor	G. Sutton	A. Allen	C. Billet
<b>Others - Eagle :-</b>		G. Sutton		

**King of the Pins:-** Bill Hynes  
**Runner up:-** Iain MacGregor

**King of the Drive:-** Bevin Chittleborough  
**Runner up:-** Robert Elson & John Payne

**King of the Pitch-Putt:-** Len Newport  
**Runner up:-** Len Collins

**Best Dressed Golfer:-** Len Newport

## Ladies 54 Holes Result

<u>Players names</u>	<u>State</u>	<u>Round 1</u>	<u>Round 2</u>	<u>Round 3</u>	<u>Total</u>
Mard Dyson	VIC	129	109	130	368
Linda Cagney	QLD	132	132	123	387
Elva Berry	QLD	132	154	168	454
Evelyn Hately	VIC	132	142	162	436
Essie May	VIC	143	144		



### 3rd AUSTRALIAN DEAF TEAMS CHAMPIONSHIP

72 Holes for the "A. Levitzke" Shield  
at Mount Osmond Golf Club, course par 69

#### 72 HOLES TEAM RESULT

	<u>Round 1</u>	<u>Round 2</u>	<u>Round 3</u>	<u>Round 4</u>	
<u>Victoria Team</u>					
Bill Hynes	* 86 *	* 89 *	* 86 *	* 89 *	
Richard Toyne	* 89 *	* 83 *	* 89 *	* 89 *	
Wally Hately	* 98 *	* 102 *	98	* 99 *	
Ian Peace	103	* 97 *	* 97 *	111	
Bruce Stevenson	* 101 *	112	* 98 *	* 106 *	
<b>4 Best Out of 5 - Total</b>	<b>374</b>	<b>371</b>	<b>370</b>	<b>383</b>	<b>1498</b>
<u>New South Wales Team</u>					
John Payne	* 89 *	* 103 *	* 90 *	* 97 *	
Ron Woods	* 99 *	* 91 *	* 93 *	99	
Dennis Cunniffe	* 91 *	* 103 *	* 106 *	* 93 *	
Trevor Boyle	* 98 *	* 102 *	* 99 *	* 98 *	
Len Collins	107	103	107	* 96 *	
<b>4 Best Out of 5 - Total</b>	<b>377</b>	<b>399</b>	<b>388</b>	<b>384</b>	<b>1548</b>
<u>Western Australia Team</u>					
Bevin Chittleborough	* 91 *	* 101 *	* 89 *	* 93 *	
Len Newport	* 96 *	* 88 *	* 94 *	--	
Geoff Wright	* 101 *	* 98 *	* 93 *	* 97 *	
Gary Sutton	112	* 104 *	* 98 *	* 103 *	
Geoffrey Maley	* 109 *	104	106	* 112 *	
<b>4 Best Out of 5 - Total</b>	<b>397</b>	<b>391</b>	<b>374</b>	<b>405</b>	<b>1569</b>
<u>Queensland Team</u>					
Iain McGregor	* 94 *	* 85 *	* 98 *	* 84 *	
Ray Hayden	* 104 *	* 100 *	* 94 *	* 103 *	
Des Hooper	* 100 *	115	* 97 *	* 117 *	
Leith Heuston	114	* 113 *	108	* 95 *	
Frank Pickering	* 109 *	* 108 *	* 104 *	126	
<b>4 Best Out of 5 - Total</b>	<b>407</b>	<b>406</b>	<b>393</b>	<b>399</b>	<b>1605</b>


#### STATE TEAMS FINAL POSITION

State Team	Round 1	Round 2	Round 3	Round 4	Total	Position
Victoria	374	371	370	383	1498	Winner
New South Wales	377	399	388	384	1548	Runner-up
Western Australia	397	391	374	405	1569	Third
Queensland	407	406	392	399	1605	Last




# OPEN KNOCKOUT MATCHPLAY TOURNAMENT

29 December 1976



**Winner:- Len Newport**  
**Runner up:- Bill Hynes**



**AUSTRALIAN vs THE REST  
&  
OPEN STABLEFORD**

<u>Australia</u>	v	<u>The Rest</u>
Bill Hynes	lost to	Ian Peace
Iain MacGregor	lost to	Dennis Cunniffe
Len Newport	draw	Trevor Boyle
Bevin Chittleborough	lost to	Wally Hately
John Payne	lost to	Ray Hayden
Geoff Wright	lost to	Kevin Hayden

**The Rest Won 5 ½ - ½**

**STABLEFORD  
at Marine Golf Club on 9 January 1977**

<u>Player</u>	<u>H'cap</u>	<u>Score</u>
Peter Hannan	42	48
Laurie Sage	40	46
Frank Pickering	37	42
Leslie Berry	37	42
Alf Allen	37	42
Geoffrey Maley	33	38
Des Hooper	33	38
Leith Heuston	32	37
David Lynn	32	37
Melby Dyson	31	36
Bruce Stevenson	30	35
Gary Sutton	30	35
Len Collins	30	34
George Gideon	30	34
Robert Elson	30	35
John Callaghan	30	34
Ian Peace	29	33
Kevin Hayden	29	33
Ray Hayden	27	31
Don Cook	27	31
Trevor Boyle	26	30
Wally Hately	26	30
Geoff Wright	25	28
Dennis Cunniffe	25	29
Ron Woods	23	26
Cecil Billet	23	26
John Payne	22	25
Bevin Chittleborough	21	24
Len Newport	20	23
Iain MacGregor	18	21
Bill Hynes	16	18
Richard Toyne	16	18

**Winner :- Peter Hannan (NSW) — 48**

**Runner-Up :- Laurie Sage (VIC) — 46**